

# NEW HAVEN CHARGERS

## MEN'S BASKETBALL

### DAN RUEDE

Assistant Director of Athletics / Strategic Communications  
Charger Gym, 300 Boston Post Road, West Haven, CT 06516  
O: 203.932.7025 | C: 203-535-9503  
druede@newhaven.edu | www.NewHavenChargers.com

### 2022-23 SCHEDULE/RESULTS

OVERALL: 3-2 | NE10: 3-1

#### NOVEMBER

Wed. 16	at Saint Michael's *	L; 74-75
Sat. 19	ADELPHI *	W; 82-64
Tue. 22	at Saint Rose *	W; 69-65
Sat. 26	at Indiana (PA)	L; 60-65
Wed. 30	at American International *	W; 81-54

#### DECEMBER

Sat. 3	FRANKLIN PIERCE *	3:30 p.m.
Tue. 6	ASSUMPTION *	7:00 p.m.
Thu. 8	BLOOMFIELD	7:00 p.m.
Sun. 11	at Chestnut Hill	2:00 p.m.
Thu. 29	MOLLOY	7:00 p.m.
Sat. 31	LE MOYNE *	3:30 p.m.

#### JANUARY

Wed. 4	at Georgian Court	12:00 p.m.
Sat. 7	at Saint Anselm *	3:30 p.m.
Tue. 10	at Southern New Hampshire *	7:30 p.m.
Sat. 14	SOUTHERN CONNECTICUT *	3:30 p.m.
Wed. 18	at Bentley *	7:30 p.m.
Sat. 21	PACE *	3:30 p.m.
Tue. 24	at Adelphi *	7:30 p.m.
Sat. 28	at Franklin Pierce *	3:30 p.m.

#### FEBRUARY

Wed. 1	SAINT ROSE *	7:30 p.m.
Sat. 4	AMERICAN INTERNATIONAL *	3:30 p.m.
Tue. 7	SAINT MICHAEL'S *	7:30 p.m.
Sat. 11	at Assumption *	3:30 p.m.
Wed. 15	STATEN ISLAND *	7:30 p.m.
Sat. 18	at Le Moyne *	3:30 p.m.
Tue. 21	SAINT ANSELM *	7:30 p.m.
Fri. 24	NE10 Championship First Round	TBD
Sun. 26	NE10 Championship Quarterfinal	TBD

#### MARCH

Wed. 1	NE10 Championship Semifinal	TBD
Sat. 4	NE10 Championship Final	TBD
Mar. 11-14	NCAA East Region Championship	TBD
Mar. 22-25	NCAA Final Eight	TBD

\* Northeast-10 Conference game  
Home games in **BOLD CAPS** played at Charger Gymnasium



NEW HAVEN (3-2, 3-1 NE10)  
**CHARGERS**

### AT A GLANCE

Opening Tip .....	3:30 p.m.
Location .....	West Haven, Conn.
Venue .....	Charger Gymnasium
Capacity .....	1,500
Live Video .....	ne10nowtv.com
Live Stats .....	newhavenchargers.com
All-Time Series .....	24-25
Active Streak .....	W2
Last Meeting .....	UNH 84-55 (Feb. 14, 2022)
First Meeting .....	FPU 71-72 (Dec. 2, 1985)
Hotaling vs. FPU .....	8-4



FRANKLIN PIERCE (4-2, 2-1 NE10)  
**RAVENS**

### PROJECTED NEW HAVEN STARTERS

**4**

**QUASHAWN LANE**  
GR • 6-2 • GUARD  
TRENTON, N.J.

PPG	RPG	AST	MIN
13.6	4.4	18	34.6



#### NOTES:

- NE10 All-Conference Second Team last year
- Second on the team in scoring (13.5 ppg) & rebounding (5.3 rpg) a season ago
- Led the team with 99 assists
- Second on the team with 36 steals

**10**

**TY PERRY**  
SR • 6-3 • FORWARD  
BOSTON, MASS.

PPG	RPG	STL	MIN
16.8	5.4	7	31.6




#### NOTES:

- Transferred from Buffalo after stint at Fordham
- Scored 20 points on 8-20 shooting in his debut
- Recorded career-highs in rebounds (9) and steals (3).
- Tied a career-high with 22 points on 10-18 shooting in OT win over Saint Rose

**11**

**VICTOR OLAWOYE**  
GR • 6-2 • GUARD  
ELMONT, N.Y.

PPG	RPG	AST	MIN
9.4	5.2	23	33.4



#### NOTES:

- Averaged 7.6 ppg & 3.8 rpg last season
- Led the team with 41 steals
- Second on the team with 90 assists
- Flirted with a triple double with an 18 point, 7 rebound, 8 assists effort against Adelphi

**12**

**MAJUR MAJAK**  
SR • 7-1 • CENTER  
POUGHKEEPSIE, N.Y.

PPG	RPG	BLK	MIN
8.2	9.0	10	30.0



#### NOTES:

- Set a single season record and led all NCAA DII players with 85 blocks
- Averaged 6.1 ppg & 8.3 rpg a season ago.
- Shooting a conference high 80.0 percent from the field.
- Recorded five double doubles in his career at New Haven

**34**

**DAVONTREY THOMAS**  
JR • 6-5 • FORWARD  
POUGHKEEPSIE, N.Y.

PPG	RPG	AST	MIN
16.8	3.2	6	34.8



#### NOTES:


- Started all 27 games last season
- Third on the team in scoring with 13.2 ppg & rebounding with 4.6 rpg
- Shot 48.3% from the field, while leading the team in 3-pt shooting with 54 made 3's

### PUT ME IN COACH I'M READY TO PLAY (FIRST OFF THE BENCH)

**23**

**SEAN BRAITHWAITE**  
JR • 6-6 • FORWARD  
CENTER MORICHES, N.Y.

PPG	RPG	AST	MIN
2.6	1.2	6	13.2



#### NOTES:

- Appeared in 21 games last season, starting three
- Scored in double figures twice last season



# GAME 6: NEW HAVEN AT FRANKLIN PIERCE

## 2022-23 NEW HAVEN CHARGERS NUMERICAL ROSTER

##	Name	Cl.	Po.	Ht.	Wt.	Hometown / High School / Last School	Pronunciation Guide
0	Andre Francis	Gr.	F	6-6	185	Hartford, Conn. / The Master's School / Concordia (N.Y.)	
1	Jean Bernard	So.	F	6-6	190	Trenton, N.J. / Trenton Catholic Academy	
2	Tarese Morse	So.	F	6-5	210	Springfield, Mass. / Springfield / Hutchinson CC	
3	Justin Hendrick	So.	G	6-2	175	Valley Stream, N.Y. / St. Francis / Niagara CC	
4	Quashawn Lane	Gr.	G	6-2	175	Trenton, N.J. / Trenton Catholic Academy	qway-shawn
5	Joshua Hopson	Fr.	F	6-8	255	Jersey City, N.J. / MacDuffie School	
10	Ty Perry	Sr.	F	6-3	200	Boston, Mass. / Brighton / Buffalo	
11	Victor Olawoye	Gr.	G	6-2	185	Elmont, N.Y. / Elmont Memorial / Gannon	oh-la-woah-ye
12	Majur Majak	Sr.	C	7-1	235	Poughkeepsie, N.Y. / The Patrick School	major muh-jok
13	Christian Kellman	So.	G	6-10	170	Little Neck, N.Y. / John Adams	
15	Kendall McMillan	Sr.	G	6-1	180	Baltimore, Md. / Mount Saint Joseph	
20	Adriel Gill	Sr.	G	6-2	195	Meriden, Conn. / Platt	
21	Ethan Simmon	Fr.	F	6-5	190	Edison, N.J. / St. Joseph Metuchen	
22	Jason Edokpayi	So.	F	6-6	220	Laurel, Md. / Mount St. Joseph / Fairfield	ee-dough-pie-yay
23	Sean Braithwaite	Jr.	F	6-6	220	Center Moriches, N.Y. / Center Moriches	brayth-wait
25	Kyle Kearson	Fr.	F	6-4	170	West Haven, Conn. / West Haven	
34	Davontrey Thomas	Jr.	F	6-5	200	Poughkeepsie, N.Y. / Poughkeepsie	

**Head Coach:** Ted Hotaling (Albany '95) – 12th Season

**Assistant Coach:** Derrick Seldon (Western Connecticut '15) - Second Season

**Graduate Assistant Coach:** Devon Moore (New haven '22) - First Season

**Volunteer Assistant Coach:** Shawn Mobilio - Second Season



ANDREW FRANCIS

0 GR | Forward




JEAN BERNARD

1 SO | Forward



TARESE MORSE

2 SO | Forward



JUSTIN HENDRICK

3 SO | Guard



QUASHAWN LANE

4 GR | Guard




JOSHUA HOPSON

5 FR | Forward



TY PERRY

10 SR | Forward




VICTOR OLAWOYE

11 GR | Guard




MAJUR MAJAK

12 SR | Center



CHRISTIAN KELLMAN

13 SO | Guard




KENDALL MCMILLAN

15 SR | Guard



ADRIEL GILL

20 SR | Guard



ETHAN SIMMON

21 FR | Forward



JASON EDOKPAYI

22 SO | Forward



SEAN BRAITHWAITE

23 JR | Forward



KYLE KEARSON

25 FR | Forward



DAVONTREY THOMAS

34 JR | Forward



TED HOTALING

HC 12th Season





VS



## TALE OF THE TAPE

3-2, 3-1	OVERALL RECORD	4-2, 2-1
W1	CURRENT STREAK	W1
73.2	POINTS PER GAME	75.3
64.6	OPP POINTS PER GAME	73.2
+8.6	SCORING MARGIN	+2.1
.507	FIELD GOAL PCT	.447
.388	OPP FIELD GOAL PCT	.447
.340	3-POINT FG PCT	.409
.312	OPP 3-POINT FG PCT	.384
6.6	3PT MADE/GAME	10.5
.712	FREE THROW PCT	.573
37.2	REBOUNDS PER GAME	36.0
29.0	OPP. REBOUNDS PER GAME	35.8
+8.2	REBOUND MARGIN	+0.2
14.2	TURNOVERS PER GAME	12.7
-2.4	TURNOVER MARGIN	+2.3
13.6	ASSISTS PER GAME	16.5
6.0	STEALS PER GAME	6.3
2.8	BLOCKS PER GAME	1.2

## STATISTICAL LEADERS

### SCORING

NEW HAVEN	FRANKLIN PIERCE
Perry..... 16.8	Traore..... 15.2
Thomas..... 16.8	Kolek..... 13.7
Lane..... 13.6	Bresnan..... 12.5

### REBOUNDING

NEW HAVEN	FRANKLIN PIERCE
Majak..... 9.0	Bresnan..... 6.5
Perry..... 5.4	Trumper..... 5.3

### ASSISTS

NEW HAVEN	FRANKLIN PIERCE
Olawoye..... 23	Traore..... 21
Lane..... 18	Snow-Guzman..... 17

### STEALS

NEW HAVEN	FRANKLIN PIERCE
Olawoye..... 9	Traore..... 7
Perry..... 7	Snow-Guzman..... 5

### BLOCKS

NEW HAVEN	FRANKLIN PIERCE
Majak..... 10	Bresnan..... 2
Lane..... 2	Mukeba..... 2

### THE LEAD

The University of New Haven men's basketball finished off their road trip with a commanding 81-54 win over the American International Yellow Jackets on Wednesday night. The 27-point difference was the widest margin of victory so far this season as the team held AIC to season-low in points. The Chargers, who are now at the top of the NE10 standings with a 3-1 conference record, will look to extend their win streak with the visiting Franklin Pierce Ravens in town. Tip-off for the sixth game of the season is scheduled for 3:30 P.M. on Saturday, Dec. 1 at Charger Gymnasium.

### SCOUTING THE CHARGERS

Looking to bounce back after falling just short to #3 Indiana (Pa.), the Chargers finished off their road trip with a dominant 81-54 win over the Yellow Jackets of American International. The 27-point margin of victory was the largest win so far for the Chargers while American International's 54 was the least amount of points allowed this year. This was the Chargers' ninth win in the past ten meetings with the Yellow Jackets as their conference record extends to 3-1 on the year. Four Chargers racked up double-digit points including sophomore guard Justin Hendrick (Valley Stream, N.Y./St. Francis), who recorded a season-high 12 points.

Leading the Chargers on the night with 16 points was Davontrey Thomas (Poughkeepsie, N.Y./Poughkeepsie), who has scored 14+ points in every game to start the season. Nearly all of the the junior forward's points against AIC came from beyond the arc as he

tied a career-high with five three-pointers on 11 attempts.

Ty Perry (Boston, Mass./Brighton) and Quashawn Lane (Trenton, N.J./Trenton Catholic Academy) both finished with exactly 14 points while the latter of the two put up seven field goals as opposed to Perry's five. Perry added four points at the free throw line where he was 4-of-5. Combined, the pair shot 12-of-17 from the field, while as a team, the Chargers shot 53.7 percent, making 29-54 attempts, including a season-high 10 three-pointers.

Majak, who recorded his lone block within the first minute of play, shot 3-of-6 from the floor to finish with six points while also grabbing 11 rebounds. Majak tied a season-high in rebounds which he previously set in last weekend's loss to #3 Indiana (Pa.). The senior has also pulled in 10+ rebounds in each of his last three games as he currently sits second in the conference with nine rebounds per game. Majak averages 8.2 points per game while leading all conference scorers with a 73.1 field goal percentage.

As a team, the Chargers finished the night with a 43-19 advantage in rebounding, including a season-high 11 offensive boards which New Haven turned into 15 second chance points. The Chargers continue to assault the paint as the outscored the Yellow Jackets, 34-20 on the inside. New Haven forced six turnovers but converted them in 14 points on offense.

Despite only forcing six turnovers, the New Haven defense was still as persis-



tent as it's been all year. The Chargers held American International to 20-of-56 shooting (35.7 percent) while also limiting them to making nine of their 30 three-point attempts (30.%). The team ranks second in the Northeast-10 in both of those categories as they have held opponents to 38.8 percent shooting from the floor. On the other end, the offense averages 73.2 points per game on 50.7 percent shooting, second most in the conference.

SCOUTING THE RAVENS

The Franklin Pierce Ravens finished the 2021-22 regular season with an 15-9 record before making a run in the Northeast-10 Championship. The Ravens took down American International, Assumption and Pace before falling short of the Championship title in a 68-62 loss to the Bentley Falcons. Franklin Pierce also made an appearance in the NCAA Championship East Regional but fell in the first round to Saint Thomas Aquinas, 69-76.

Despite the playoff run last season, the Franklin Pierce men's basketball team was selected seventh in the Northeast-10 Conference Preseason Poll with 67 points.

After dropping their season-opener to Holy Family in 69-63 loss, the Ravens won three-straight games including a 78-74 win over conference opponent, Assumption on Nov. 19. Forward Sean Bresnan led the Ravens to their first win in NE10 play with a 25 point-11 rebound double-double while going a perfect 4-of-4 from beyond the arc.

Most recently, the Ravens then split a pair of conference games against Saint Anselm and Le Moyne, defeating the latter 68-63 for their second conference win. The Hawks of Saint A's handed Franklin Pierce their second loss on the season and first loss in conference in a 94-78 contest.

Sophomore guard Mohamed Traore has been the lead scorer for Franklin Pierce, averaging 15.2 points per game in six appearances, all of which were starts. Traore is also averaging 4.5 rebounds per game and 3.5 assists per game, the latter of the two stats leads the team.

As a team the Ravens have gone 63-of-154 from beyond the arc as their 40.9 percent three-point shooting ranks second in the Northeast-10. Traore and senior guard Brandon Kolek, who is averaging 13.7 points,

have combined for 37 three-pointers on 83 attempts.

Bresnan, who tied a season-high in rebounds his last time out with 11, is the team's rebound leader as he enters the matchup pulling down 6.5 boards per game. Coming off his second double-double of the season, the junior forward has also racked up 12.5 points per game on 50 percent shooting.

On defense, Traore has recorded seven steals on the season while Bresnan and forward JB Mukeba have each blocked a pair of shots.

Through six games, Franklin Pierce has scored an average of 75.3 points per game, third in the conference, while holding opponents to 73.2 points on average. The Ravens are shooting 44.7 percent from the floor, 40.9 percent from beyond the arc, and 57.3 percent from the free-throw line. As a squad, the Ravens average 36 rebounds while ranking second in assists per game with 16.5, as well as eighth in steals with 6.3 per game.

SERIES HISTORY VS FPU

This Saturday marks the 50th meeting between these two conferences foes as the visiting Ravens hold the slight advantage in the series with a 25-24 record over the Chargers. Despite trailing in the all-time series, New Haven has won six of their last seven games against Franklin Pierce. The series dates back to Dec. 2, 1985 when the Ravens handed New Haven their first loss of the season in tightly contested 71-72 defeat. The Chargers would go on to win six straight games over Franklin Pierce since losing the inaugural game, the longest win streak for either team in the series. Last time the two met, senior center Majur Majak (Poughkeepsie, N.Y./) helped lead the Chargers to a dominating 84-55 win on the road with a 12 point-16 rebound performance.

NEXT TIME OUT

Now 3-2 on the season (3-1 in conference play), the University of New Haven men's basketball team will return to Charger Gymnasium after a three-game road trip for the first time since Nov. 19. Tip-off for the start of the homestand is scheduled for Saturday, Dec. 3 at 3:30 P.M with live play-by-play stats on NewHavenChargers.com and coverage on Chargers Sports Network.

PRESEASON POLL

In a poll of the league's 13 head coaches,

CHARGERS RECORD WHEN...

Overall.....	3-2
Home .....	1-0
Away .....	2-2
Neutral .....	0-0

BY MONTH

November.....	3-2
December.....	0-0
January .....	0-0
February .....	0-0
March .....	0-0

BY DAYS OF THE WEEK

Monday .....	0-0
Tuesday .....	1-0
Wednesday.....	1-1
Thursday.....	0-0
Friday.....	0-0
Saturday .....	1-1
Sunday .....	0-0

CLOSE GAMES

New Haven leads with 5:00 left in game.....	3-0
New Haven trails with 5:00 left in game.....	0-2
Tied with 5:00 left to play.....	0-0
Decided by five points or less.....	1-2
Decided by 6-10 points.....	0-0
Games decided by 11-plus points.....	2-0
Overtime .....	1-0

OFFENSIVE OUTPUT

New Haven scores less than 50 pts .....	0-0
New Haven scores 50-59 pts .....	0-0
New Haven scores 60-69 pts .....	1-1
New Haven scores 70-79 pts.....	0-1
New Haven scores 80 or more pts .....	2-0

DEFENSIVE OUTPUT

Opponent scores less than 50 pts.....	0-0
Opponent scores 50-59 pts .....	1-0
Opponent scores 60-69 pts .....	2-1
Opponent scores 70-79 pts.....	0-1
Opponent scores 80 or more pts .....	0-0

NEW HAVEN FROM THE FIELD

New Haven shoots below 30% .....	0-0
New Haven shoots 30-40% .....	0-0
New Haven shoots 40-50% .....	1-2
New Haven shoots above 50% .....	2-0
New Haven shoots higher % than opp.....	3-2
New Haven shoots lower % than opp.....	0-0
New Haven shoots same % as opp .....	0-0

REBOUNDING

Outrebounded opponent.....	2-2
Outrebounded by opponent.....	1-0
Rebounds are equal.....	0-0

MISCELLANEOUS

Leading at halftime.....	2-0
Trailing at halftime .....	0-2
Tied at halftime.....	1-0
Has two players or less in double figures .....	0-0
Has three players in double figures .....	1-0
Has four or more players in double figures.....	2-2
Commit same or less TO than opp.....	2-0
Commit more TO than opp. ....	1-2
Games following a win.....	1-1
Games following a loss.....	2-0
Makes more or same 3FGs than opp .....	2-0
Makes less 3FGs than opp .....	2-1
Makes more or same FTs than opp .....	3-1
Makes fewer FTs than opp.....	0-1

# GAME 6: NEW HAVEN AT FRANKLIN PIERCE

## CHARGERS BY THE NUMBERS

DOUBLE DIGIT SCORING	22-23	NE10	CAREER
Braithwaite	--	--	2
Hendrick	1	1	1
Lane	5	4	50
Majak	2	1	8
Olawaye	1	1	8
Perry	5	4	5
Thomas	5	4	35

20+ POINT GAMES	22-23	NE10	CAREER
Lane	--	--	7
Perry	2	2	2
Thomas	1	1	4

10+ REB GAMES	22-23	NE10	CAREER
Lane	--	--	1
Majak	3	2	10
Thomas	--	--	4

5+ ASSIST GAMES	22-23	NE10	CAREER
Lane	1	1	20
McMillan	--	--	2
Olawaye	2	1	9
Thomas	--	--	1

10+ ASSIST GAMES	22-23	NE10	CAREER
------------------	-------	------	--------

5+ BLOCK GAMES	22-23	NE10	CAREER
Majak	--	--	5

5+ STEAL GAMES	22-23	NE10	CAREER
Lane	--	--	1
Olawaye	--	--	1

DOUBLE-DOUBLE (P/R)	22-23	NE10	CAREER
Lane	--	--	1
Majak	1	--	5
Thomas	--	--	4

GAMES STARTED	22-23	NE10	CAREER
Braithwaite	--	--	3
Lane	5	4	81
Majak	5	4	31
McMillan	--	--	1
Olawaye	5	4	25
Perry	5	4	5
Thomas	5	4	61

the New Haven men's basketball team was predicted to win the NE10 title in 2022-23, earning five of the 13 possible first place votes. This comes on the heels of closing out the 2021-22 season with an 18-9 record and earning a trip to the NCAA East Region Semi-final round.

### 2022-23 Northeast-10 Men's Basketball Coaches' Poll

1. New Haven – 133 (5)
  2. Pace – 127 (4)
  3. Bentley – 126 (4)
  4. Saint Anselm – 111
  5. Southern New Hampshire – 102
  6. Adelphi – 82
  7. Franklin Pierce – 67
  8. Le Moyne – 65
  - T-9. Assumption – 57
  - T-9. Saint Rose – 57
  11. Saint Michael's – 43
  12. Southern Connecticut – 29
  - 13 – American International – 15
- (#) indicates first-place votes

### D2SIDA EAST REGION POLL

Heading into week four, New Haven took sole possession of sixth in the regional poll. However, for the first time this season, the Chargers did not receive a first place vote. The Chargers trailed Bentley and Pace in this first release of the poll which will be updated weekly throughout the regular season.

### UNDER YOUR WATCHFUL EYE

In addition to the regional poll listed above, the Chargers also garnered attention nationally, listed among those schools receiving votes in the opening Top-25 coaches poll

released by the National Association of Basketball Coaches. This poll, which is voted on by coaches representing each conference in NCAA Division II is also updated weekly.

### A PERRY GOOD FIRST IMPRESSION

After losing long-time Charger Derrick Rowland in the offseason, the Chargers were one man short in their starting five. Hotaling brought in senior guard Ty Perry to fill that gap in the lineup and the transfer made an immediate impact. After stints at Fordham and Buffalo, Perry now calls New Haven home. In his Chargers' debut, Perry tied a team-high with 20 points on 8-20 shooting while pulling in a career-high nine rebounds. Perry was also a factor on defense, coming away with a career-high three steals on the opposite end. In the 69-65 OT win over Saint Rose, Perry tied a career-high 22 points on 10-18 shooting, starting off 8-11 in the first half. Perry is currently 5th in the conference in points per game and 25th in total rebounds per game.

### MAJUR BLOCK PARTY

The Chargers' big man transformed the paint into a restricted area last season, swatting away a conference-high 85 shots on his way to NE10 Defensive Player of the Year. After setting the New Haven single-season record for blocked shots, Majak hasn't lost a step, tallying 10 blocks in the first five games while also recording five steals. After recording his lone block of the game in the first minute of play, Majak moved to 8th all-time in blocks.

## TEAM STATISTICS

	All Games	Home	Away	Neutral	Non-Conf.	Conf. Games	Postseason
RECORD	3-2	1-0	2-2	-	0-1	3-1	-
SCORING	366	82	284	-	60	306	-
Points per game	73.2	82.0	71.0	-	60.0	76.5	-
Scoring margin	+8.6	+18	+6.3	-	-5	+12.0	-
FIELD GOALS-ATT	143-282	33-55	110-227	-	22-54	121-228	-
Field goal pct	.507	.600	.484	-	.407	.531	-
3 POINT FG-ATT	33-97	8-18	23-79	-	8-23	25-74	-
3-point FG pct	.340	.444	.291	-	.348	.338	-
3-pt FG made per game	6.6	8.0	6.3	-	8.0	6.3	-
FREE THROWS-ATT	47-66	8-12	39-54	-	8-11	39-55	-
Free throw pct	.712	.667	.722	-	.727	.709	-
REBOUNDS	186	33	153	-	35	151	-
Rebounds per game	37.2	33.0	38.3	-	35.0	37.8	-
Rebounding margin	+8.2	+2	+9.8	-	+4	+9.3	-
ASSISTS	68	16	52	-	14	54	-
Assists per game	13.6	16.0	13.0	-	14.0	13.5	-
TURNOVERS	71	10	51	-	16	55	-
Turnovers per game	14.2	10.0	12.8	-	16.0	13.8	-
Turnover margin	-2.4	+2	-1.05	-	-6	-1.5	-
Assist/turnover ratio	1.0	1.6	1.02	-	0.88	1.0	-
STEALS	30	7	23	-	5	25	-
Steals per game	6.0	7.0	5.8	-	5.0	6.3	-
BLOCKS	14	4	10	-	3	11	-
Blocks per game	2.8	4.0	2.5	-	3.0	2.8	-

GAME 6: NEW HAVEN AT FRANKLIN PIERCE

EFFICIENCY IS KEY

The Chargers have been efficient with the ball in their hands, shooting 143-282 (50.7 percent) from the floor, a conference second-best. Majak currently leads all conference scorers with a 73.1 shooting percentage, followed by Lane, who is shooting 57.1 percent. With five games in the books, the Chargers average 73.2 points per game while ranking third in the Northeast-10 in offensive efficiency.

DOMINATE THE PAINT

For the fourth time this season, the Chargers outrebounded an opponent, led by a season-high 11 rebounds from Majak. Majak's first double-double of the season helped lead the Chargers to a 35-31 rebounding advantage while the Chargers also outscored the Crimson Hawks 26-22, a category they have yet to be bested in. Perry is currently ranked 25th in the conference after posting a career-high nine boards in game one while Majak leads the team with 9.0 rebounds per game, second in the NE-10. As a squad, the team ranks second with 29.6 defen-

sive rebounds per game and fifth in total rebounds with 37.2.

DEFENSE ON LOCK

The Chargers enter the matchup allowing the second-least amount of points in the conference, holding opponents to 64.6 points per game. New Haven has also held opponents to a second-least 38.8 field goal percentage and a 31.2 three-point percentage. Led by Olawoye, who is third in the NE-10 with 1.8 steals per game, New Haven ranks ninth in steals with an average of 6.0. Olawoye came up with a huge steal in the final seconds of overtime against Saint Rose to secure a victory for the Chargers.

SEASON OF GIVING

The Chargers racked up 16 assists in back-to-back games to start the season with the most recent coming against Adelphi on Nov. 22, led by Olawoye, who tallied eight. Olawoye dished out four assists in the first six minutes of play of that game. Olawoye tied a season-high in assists in the loss against Indiana (Pa.). The



NORTHEAST-10 CONFERENCE STANDINGS

Through Games of Dec. 1						
	NE10			OVERALL		
	W	L	PCT	W	L	PCT
New Haven	3	1	.750	3	2	.600
Saint Anselm	3	1	.750	4	3	.571
Saint Michael's	2	1	.667	6	2	.750
Franklin Pierce	2	1	.667	4	2	.667
So. New Hampshire	2	1	.667	4	3	.571
Le Moyne	2	1	.667	3	5	.375
Bentley	1	1	.500	5	1	.833
So. Connecticut	1	1	.500	3	3	.500
American Int'l	1	1	.500	2	5	.286
Pace	1	2	.333	5	2	.714
Assumption	1	2	.333	4	3	.571
Saint Rose	0	3	.000	4	4	.500
Adelphi	0	3	.000	3	4	.429

SCORING BREAKDOWN (NEW HAVEN/OPPONENT)

Game	Pts in Paint	Pts off TDs	2nd ch. Pts.	1st Half Pts.	2nd Half Pts.	OT	FT	FB	Starter	Bench
at Saint Michael's	44/22	9/10	12/6	31/32	43/43	-	9/9	9/11	69/66	5/9
ADELPHI	48/14	15/13	3/10	46/32	36/32	-	8/6	16/14	73/47	9/17
at Saint Rose	42/32	25/15	9/11	29/29	32/32	8/4	9/4	2/8	64/44	5/21
at Indiana (PA)	26/22	7/17	9/6	22/33	38/32	-	8/19	9/8	60/60	0/5
at American Int'l	34/20	6/9	15/3	33/21	48/33	-	13/5	14/4	58/28	23/26
FRANKLIN PIERCE										
ASSUMPTION										
BLOOMFIELD										
at Chestnut Hill										
MOLLOY										
LE MOYNE										
at Georgian Court										
at Saint Anselm										
at So. New Hampshire										
SO CONNECTICUT										
at Bentley										
PACE										
at Adelphi										
at Franklin Pierce										
SAINT ROSE										
AMERICAN INT'L										
SAINT MICHAEL'S										
at Assumption										
STATEN ISLAND										
at Le Moyne										
SAINT ANSELM										

CLASS SCORING

	Fr.	So.	Jr.	Sr.	Gr.
at Saint Michael's	-	-	25	30	19
ADELPHI	-	2	23	21	36
at Saint Rose	2	-	18	28	21
at Indiana (PA)	-	-	14	26	20
at American Int'l	6	14	17	22	22
FRANKLIN PIERCE					
ASSUMPTION					
BLOOMFIELD					
at Chestnut Hill					
MOLLOY					
LE MOYNE					
at Georgian Court					
at Saint Anselm					
at So New Hampshire					
SO CONNECTICUT					
at Bentley					
PACE					
at Adelphi					
at Franklin Pierce					
SAINT ROSE					
AMERICAN INT'L					
SAINT MICHAEL'S					
at Assumption					
STATEN ISLAND					
at Le Moyne					
SAINT ANSELM					
TOTAL	8	16	97	127	118



GAME 6: NEW HAVEN AT FRANKLIN PIERCE

Chargers still rank sixth in the conference with 13.6 assists per game. Olawoye stands atop the NE10 with 4.6 assists per game while Lane fell to sixth with 3.6.

AT THE HELM

Head coach Ted Hotaling enters his 12th season strolling the sidelines alongside his Chargers. With 176 career victories, Ted Hotaling stands second among nine head coaches in the history of the New Haven men's basketball program and with 24 more wins would become just the second coach in program history to win 200 career games. Named the ninth head coach in program history on March 31, 2010, Hotaling led the Chargers to back-to-back appearances in the Northeast-10 Conference Championship game, a pair of nine total appearances in the conference tournament under his tutelage. In addition, Hotaling's teams have earned four bids to the NCAA Division II National Tournament, the most recent coming in 2022.

BUILDING FOR THE FUTURE

If you haven't visited North Campus recently you haven't seen the construction taking place adjacent to Charger Gymnasium. The site is the future home of the Peterson Performance Center, a state of the art facility that will house

strength and conditioning, sports medicine, a new football locker room and meeting space with the ability to be tailored for the many different needs of all 20 varsity Charger athletic teams. The entire facility will measure 7,000 square feet and house 20 Olympic style weight-lifting racks and a 60-yard turf agility and conditioning area. Construction is scheduled to be completed during the fall with the building opening for the Spring 2023 semester.

GAME-BY-GAME STARTERS (MIN.)

GAME					
at Saint Michael's	Lane (39)	Thomas (37)	Olawoye (37)	Majak (31)	Perry (29)
ADELPHI	Thomas (32)	Lane (30)	Olawoye (28)	Perry (28)	Majak (26)
at Saint Rose	Lane (43)	Thomas (42)	Olawoye (40)	Perry (39)	Majak (33)
at Indiana (PA)	Thomas (37)	Majak (37)	Lane (36)	Olawoye (36)	Perry (35)
at American Int'l	Perry (27)	Thomas (26)	Olawoye (26)	Lane (25)	Majak (23)
FRANKLIN PIERCE	-	-	-	-	-
ASSUMPTION	-	-	-	-	-
BLOOMFIELD	-	-	-	-	-
at Chestnut Hill	-	-	-	-	-
MOLLOY	-	-	-	-	-
LE MOYNE	-	-	-	-	-
at Georgian Court	-	-	-	-	-
at Saint Anselm	-	-	-	-	-
at So. New Hampshire	-	-	-	-	-
SO CONNECTICUT	-	-	-	-	-
at Bentley	-	-	-	-	-
PACE	-	-	-	-	-
at Adelphi	-	-	-	-	-
at Franklin Pierce	-	-	-	-	-
SAINT ROSE	-	-	-	-	-
AMERICAN INT'L	-	-	-	-	-
SAINT MICHAEL'S	-	-	-	-	-
at Assumption	-	-	-	-	-
STATEN ISLAND	-	-	-	-	-
at Le Moyne	-	-	-	-	-
SAINT ANSELM	-	-	-	-	-

CHARGERS IN THE NE10

TEAM STATS

CATEGORY	RANK	STAT
SCORING OFFENSE	8th	73.2
SCORING DEFENSE	2nd	64.6
FG %	2nd	50.7
FG % DEFENSE	2nd	38.8
FT %	5th	71.2
3-PT FG %	10th	34.0
3-PT FG % DEFENSE	2nd	31.2
ASSISTS/GAME	6th	13.6
TOTAL REBOUNDING	5th	37.2
OFFENSIVE REB.	13th	7.6
DEFENSIVE REB.	2nd	29.6
REBOUNDING MARGIN	2nd	8.2
BLOCKED SHOTS/GAME	9th	2.8
STEALS/GAME	9th	6.0

INDIVIDUAL STATS (TOP 15)

PLAYER	RANK	STAT
POINTS PER GAME		
Perry	T-5th	16.8
Thomas	T-5th	16.8
REBOUNDS PER GAME		
Majak	2nd	9.0
ASSISTS PER GAME		
Olawoye	1st	4.6
Lane	6th	3.6
BLOCKS PER GAME		
Majak	1st	2.0
STEALS PER GAME		
Olawoye	3rd	1.8
Lane	T-7th	1.4
Perry	T-7th	1.4
FIELD GOAL PERCENTAGE		
Majak	1st	73.1
Lane	T-7th	57.1
3-POINT FG PERCENTAGE		
Thomas	12th	45.2
3-POINT FG MADE PER GAME		
Thomas	1st	3.8
FREE THROW %		
Lane	6th	85.0

SEASON RECORDS

POINTS

1.	Gary Liberatore.....	1,009	.....	1965-66
2.	Gary Liberatore.....	810	.....	1963-64
3.	Gary Liberatore.....	753	.....	1964-65
4.	Herb Watkins.....	681	.....	1987-88
5.	Ronald Riordan.....	667	.....	1969-70
6.	Brian Smith.....	659	.....	1989-90
7.	Jason Williams.....	655	.....	1992-93
	Herb Watkins.....	655	.....	1986-87
9.	Ismael Caro.....	639	.....	2003-04
10.	Gary Battle.....	631	.....	1989-90

POINTS PER GAME

1.	Gary Liberatore.....	35.9	.....	1964-65
2.	Gary Liberatore.....	32.5	.....	1965-66
3.	Gary Liberatore.....	32.4	.....	1963-64
4.	Ronald Riordan.....	30.3	.....	1969-70
5.	Gary Liberatore.....	26.3	.....	1962-63
6.	Ronald Riordan.....	26.1	.....	1968-69
7.	Jason Williams.....	24.3	.....	1992-93
8.	Edgar Maull.....	23.0	.....	1981-82
9.	Jim Allen.....	22.9	.....	1977-78
10.	Herb Watkins.....	22.7	.....	1987-88

FIELD GOALS

1.	Gary Liberatore.....	402	.....	1965-66
2.	Gary Liberatore.....	324	.....	1963-64
3.	Gary Liberatore.....	296	.....	1964-65
4.	Herb Watkins.....	284	.....	1986-87
5.	Herb Watkins.....	265	.....	1987-88
6.	Ronald Riordan.....	260	.....	1969-70
7.	Phil Andros.....	258	.....	1965-66
8.	Edgar Maull.....	250	.....	1981-82
9.	Gary Liberatore.....	249	.....	1962-63
10.	Ken Sinclair.....	248	.....	1983-84

FIELD GOAL PERCENTAGE (min. 100 made)

1.	Mihailo Vasic (126-205).....	.615	.....	2016-17
	Kelvin Jackson (113-189).....	.598	.....	2008-09
3.	Dick Jackson (183-312).....	.587	.....	1964-65
4.	Herb Watkins (194-331).....	.586	.....	1985-86
5.	Robert Jamerson (171-293).....	.584	.....	2010-11
6.	Robert Glover (115-200).....	.575	.....	1995-96
7.	John Raslavsky (140-244).....	.574	.....	1965-66
8.	Nick Zauner (141-248).....	.569	.....	1999-00
9.	Fred Hill (138-243).....	.568	.....	1981-82
10.	Keith Wright (135-238).....	.567	.....	2003-04

THREE-POINT FIELD GOALS

1.	Mike Grove.....	100	.....	1991-92
2.	Mike Grove.....	86	.....	1992-93
3.	Justin Exum.....	82	.....	2012-13
4.	Justin Exum.....	80	.....	2010-11
	Danny Upchurch.....	80	.....	2017-18
6.	Jemal Mosley.....	78	.....	2014-15
7.	Brian Smith.....	71	.....	1989-90
	Elijah Bailey.....	71	.....	2019-20
9.	Justin Exum.....	70	.....	2011-12
10.	Derrick Rowland.....	69	.....	2019-20

THREE-POINT PERCENTAGE (min. 40 made)

1.	Gary Battle (55-113).....	.487	.....	1988-89
2.	Herb Watkins (56-120).....	.467	.....	1987-88
3.	Mike Stys (46-102).....	.451	.....	2010-11
4.	Justin Exum (82-190).....	.432	.....	2012-13
5.	Jerome Goforth (53-123).....	.431	.....	1995-96
6.	Jemal Mosley (48-113).....	.425	.....	2016-17
7.	Alberto Alberdi (62-147).....	.422	.....	2002-03
8.	Jason Williams (66-158).....	.418	.....	1992-93
9.	Brian Smith (71-171).....	.415	.....	1989-90
10.	Gary Battle (60-145).....	.414	.....	1989-90

FREE THROWS

1.	Gary Liberatore.....	205	.....	1965-66
2.	Gary Liberatore.....	162	.....	1963-64
3.	Gary Liberatore.....	161	.....	1964-65
4.	Ronald Riordan.....	147	.....	1969-70
5.	Bill Jeffress.....	143	.....	1986-87
6.	Ronald Riordan.....	136	.....	1968-69
7.	Hency Watt.....	126	.....	1988-89
8.	Tetrick Stonar.....	124	.....	2007-08
	Jim Allen.....	124	.....	1977-78
10.	John Sullivan.....	121	.....	2005-06
	Ismael Caro.....	121	.....	2003-04
	Anthony McKnight.....	121	.....	1985-86

FREE THROW PERCENTAGE (min. 100 made)

1.	Jason Williams (115-125).....	.920	.....	1992-93
2.	Gary Liberatore (161-191).....	.843	.....	1964-65
3.	Jack Nisbet (114-137).....	.832	.....	1966-67
4.	Gary Battle (115-139).....	.827	.....	1989-90
5.	Ronald Riordan (136-167).....	.814	.....	1968-69
6.	Jim Allen (124-153).....	.810	.....	1977-78
7.	Gary Liberatore (205-254).....	.807	.....	1965-66
8.	Jeffery Adkins (117-145).....	.807	.....	2013-14
9.	Tetrick Stonar (124-154).....	.805	.....	2007-08
10.	Ronald Riordan (147-185).....	.795	.....	1969-70

REBOUNDS

1.	Phil Andros.....	672	.....	1965-66
2.	Phil Andros.....	452	.....	1966-67
3.	Joe Pacheco.....	427	.....	1967-68
	John Raslavsky.....	425	.....	1965-66
5.	Don Dempsey.....	390	.....	1967-68
6.	Cameron Drew.....	364	.....	1984-85
7.	Eric Anderson.....	354	.....	2014-15
8.	Eric Anderson.....	352	.....	2013-14
	Joe Pacheco.....	352	.....	1969-70
	Phil Andros.....	352	.....	1964-65

ASSISTS

1.	Jack Nisbet.....	223	.....	1966-67
2.	Ken Coleman.....	193	.....	1986-87
3.	Ken Sinclair.....	192	.....	1983-84
4.	Joe Sclafani.....	186	.....	1982-83
5.	Danny Upchurch.....	179	.....	2017-18
6.	Hency Watt.....	177	.....	1988-89
7.	Ismael Caro.....	175	.....	2003-04
8.	Ken Sinclair.....	172	.....	1982-83
9.	Danny Upchurch.....	163	.....	2016-17
10.	Joe Sclafani.....	162	.....	1981-82

BLOCKS (since 1978)\*

1.	<b>Majur Majak</b> .....	<b>85</b>	.....	<b>2021-22</b>
2.	Eric Anderson.....	75	.....	2013-14
3.	Herb Watkins.....	73	.....	1986-87
4.	Eric Anderson.....	71	.....	2012-13
	Bill Jeffress.....	71	.....	1986-87
6.	Herb Watkins.....	66	.....	1987-88
7.	Bryan Johnson.....	60	.....	1982-83
8.	Kelvin Jackson.....	57	.....	2008-09
9.	Bryan Johnson.....	54	.....	1983-84
10.	Eric Anderson.....	51	.....	2011-12
	Larry Emery.....	51	.....	1978-79

\* Blocks were not recorded in the 1979-80 season

STEALS (since 1978)

1.	Ismael Caro.....	85	.....	2002-03
2.	Ken Coleman.....	79	.....	1986-87
3.	Ken Coleman.....	78	.....	1987-88
	Herb Watkins.....	78	.....	1987-88
5.	Ismael Caro.....	76	.....	2003-04
6.	Ken Sinclair.....	75	.....	1983-84
7.	Hency Watt.....	70	.....	1988-89
8.	Mike Summers.....	69	.....	1999-00
9.	Herb Watkins.....	63	.....	1986-87
10.	Hency Watt.....	59	.....	1987-88



## CAREER RECORDS

### SCORING (1,000-Point Club)

1.	Gary Liberatore.....	3,176	1962-66
2.	Herb Watkins.....	1,998	1984-88
3.	Gary Battle.....	1,959	1988-91
4.	Jason Williams.....	1,949	1990-93
5.	Brian Smith.....	1,936	1987-91
6.	Cassius Chaney.....	1,893	2006-10
7.	Jim Allen.....	1,785	1975-79
8.	Elijah Bailey.....	1,780	2016-20
9.	Edgar Maull.....	1,681	1979-83
10.	Hency Watt.....	1,655	1985-89
11.	Justin Exum.....	1,635	2010-14
12.	Phil Andros.....	1,627	1963-67
13.	Mike Grove.....	1,589	1990-93
14.	Eric Anderson.....	1,551	2011-15
15.	Willie Mintz.....	1,408	1978-82
16.	Greg Spicer.....	1,382	1982-86
17.	Bill Jeffress.....	1,354	1984-88
18.	Dick Jackson.....	1,335	1961-65
19.	Ronald Riordan.....	1,323	1968-70
20.	John Sullivan.....	1,322	2003-06
21.	Jeffrey Adkins.....	1,308	2010-14
22.	Derek Rowland.....	1,295	2017-22
23.	Barry Cunningham.....	1,261	1973-77
24.	Jamaal Brooks.....	1,248	2001-05
25.	Ken Coleman.....	1,229	1984-88
26.	Keith Wright.....	1,204	2000-04
27.	Kessly Felizor.....	1,135	2016-20
28.	Larry Haney.....	1,132	1975-79
29.	Cameron Drew.....	1,123	1983-87
30.	Jack Nisbet.....	1,113	1965-69
31.	Jerome Goforth.....	1,101	1994-96
	Anthony McKnight.....	1,101	1983-86
33.	Ismael Caro.....	1,099	2002-04
34.	Dwane Crawford.....	1,095	1990-93
35.	Tetrick Stonar.....	1,056	2005-08
36.	Don Dempsey.....	1,042	1964-68
37.	Ken Sinclair.....	1,027	1980-84

### FIELD GOALS

1.	Gary Liberatore.....	1,271	1962-66
2.	Herb Watkins.....	846	1984-88
3.	Jim Allen.....	744	1975-79
4.	Brian Smith.....	732	1987-91
5.	Cassius Chaney.....	728	2006-10
6.	Jason Williams.....	725	1989-93
7.	Gary Battle.....	722	1987-91
8.	Edgar Maull.....	705	1979-83
9.	Elijah Bailey.....	638	2016-20
10.	Willie Mintz.....	623	1978-82

### FIELD GOAL PERCENTAGE (min. 200 made)

1.	Kelvin Jackson (328-556).....	.590	2006-10
2.	Jon Castaldi (245-427).....	.574	2002-06
3.	Nick Zauner (213-380).....	.561	1997-2000
4.	John Raslavsky (211-378).....	.558	1962-66
5.	Kessly Felizor (400-729).....	.549	2016-20
6.	Bill Jeffress (491-896).....	.548	1984-88
7.	Fred Hill (395-726).....	.544	1980-83
8.	Samont Washington (410-755).....	.543	1998-2001
9.	Phil Andros (555-1,032).....	.538	1963-67*
10.	Keith Wright (494-921).....	.536	2000-04
	Herb Watkins (846-1,578).....	.536	1984-88

\*1964-65 field goals made/attempted not available

### THREE-POINT FIELD GOALS

1.	Justin Exum.....	294	2010-14
2.	Mike Grove.....	251	1989-93
3.	Derrick Rowland.....	217	2017-22
4.	Elijah Bailey.....	213	2016-20
5.	Alberto Alberdi.....	190	1998-03
	Gary Battle.....	190	1987-91
7.	D.J. Sackmann.....	179	2005-09
8.	Jason Williams.....	177	1989-93
9.	Brian Smith.....	175	1987-91
10.	Jeremy Williams.....	161	2009-13

### THREE-POINT PERCENTAGE (min. 100 made)

1.	Jason Williams (177-419).....	.422	1989-93
2.	Jerome Goforth (121-295).....	.410	1994-96
3.	Gary Battle (190-466).....	.408	1987-91
4.	Brian Smith (175-437).....	.400	1987-91
5.	Alberto Alberdi (190-481).....	.395	1998-03
6.	Justin Exum (294-784).....	.375	2010-14
7.	Ken Coleman (106-283).....	.375	1984-88
8.	Mike Grove (251-671).....	.374	1989-93
9.	Darryl Greene (127-344).....	.369	2006-10
	Jemal Mosley (146-396).....	.369	2013-16

### FREE THROWS

1.	Gary Liberatore.....	634	1962-66
2.	Hency Watt.....	398	1985-89
3.	Bill Jeffress.....	372	1984-88
4.	Cassius Chaney.....	336	2006-10
5.	Gary Battle.....	325	1987-91
	Jack Nisbet.....	325	1965-69
7.	Jason Williams.....	322	1989-93
8.	John Sullivan.....	314	2002-06
9.	Jeffrey Adkins.....	309	2010-14
10.	Justin Exum.....	303	2010-14
	Ken Coleman.....	303	1984-88

### FREE THROW PERCENTAGE (min. 200 made)

1.	Elijah Bailey (291-346).....	.841	2016-20
2.	Justin Exum (303-361).....	.839	2010-14
3.	Jason Williams (322-384).....	.839	1989-93
4.	Gary Battle (325-393).....	.827	1987-91
5.	Darryl Greene (213-264).....	.807	2006-10
6.	Ronald Riordan (283-352).....	.804	1968-70
7.	Jim Allen (297-375).....	.792	1975-79
8.	Gary Liberatore (634-801).....	.792	1962-66
9.	Larry Haney (254-328).....	.774	1975-79
10.	Edgar Maull (271-353).....	.768	1979-83

### REBOUNDS

1.	Phil Andros.....	1,732	1963-67
2.	Eric Anderson.....	1,271	2011-15
3.	Joe Pacheco.....	1,214	1966-70
4.	Willie Mintz.....	1,181	1978-82
5.	John Sullivan.....	1,000	2003-06
6.	Don Dempsey.....	931	1964-68
7.	Kessly Felizor.....	922	2016-20
8.	Cassius Chaney.....	903	2006-10
9.	John Raslavsky.....	847	1962-66
10.	Herb Watkins.....	832	1984-88

### ASSISTS

1.	Ken Coleman.....	595	1984-88
2.	Ken Sinclair.....	570	1980-84
3.	Jeffery Adkins.....	400	2010-14
4.	Hency Watt.....	399	1985-89
5.	Dwayne Arrington.....	384	1992-96
6.	Joe Sclafani.....	348	1981-83
7.	Jack Nisbet*.....	343	1965-69*
8.	Danny Upchurch.....	342	2016-18
9.	Ismael Caro.....	323	2002-04
10.	Jim Allen.....	309	1975-79

\* Assists were not recorded for all of Nisbet's career

### BLOCKS (since 1978)

1.	Eric Anderson.....	238	2011-15
2.	Herb Watkins.....	191	1984-88
3.	Bill Jeffress.....	172	1984-88
4.	Dwane Crawford.....	163	1989-93
5.	Bryan Johnson.....	127	1981-84
6.	Kelvin Jackson.....	125	2006-10
7.	Keith Wright.....	102	2000-04
8.	Majur Majak.....	95	2021-22
9.	Cyrus James.....	94	2011-15
10.	Brian Smith.....	88	1987-91

### STEALS (since 1978)

1.	Ken Coleman.....	270	1984-88
2.	Herb Watkins.....	217	1984-88
3.	Hency Watt.....	198	1985-89
4.	Ken Sinclair.....	162	1980-84
5.	Ismael Caro.....	161	2002-04
6.	Mike Summers.....	154	1997-00
	Dwayne Arrington.....	154	1992-96
8.	Kobie Fowler.....	150	1990-93
9.	Brian Smith.....	142	1988-91
10.	Jeffery Adkins.....	133	2010-14

# THE LAST TIME

## THE LAST TIME A NEW HAVEN STUDENT-ATHLETE...

Scored 20-29 points .....	<b>Ty Perry (22) at Saint Rose, 11/22/22</b>
Scored 30-39 points.....	Derrick Rowland (31) vs. Saint Michael's, 01/8/22
Scored 40-49 points.....	Ismael Caro (46) vs. Bentley, 01/26/04
Scored 50 points .....	Ron Riordan (51) vs. Husson (30T), 12/20/69
<b>Made 10 field goals .....</b>	<b>Ty Perry (10-18) at Saint Rose, 11/22/22</b>
Made 10 free throws .....	Quashawn Lane (10-11) vs. Southern New Hampshire, 02/10/22
<b>Made 5-9 three-pointers.....</b>	<b>Davontrey Thomas (5) at American International, 11/30/22</b>
Made 10 three-pointers .....	Justin Exum (11-16) at Le Moyne, 11/28/10
<b>Had 10-14 rebounds .....</b>	<b>Majur Majak (11) at American International, 11/30/22</b>
Had 15-19 rebounds.....	Majur Majak (16) at Adelphi, 02/19/22
Had 20 rebounds.....	Eric Anderson (22) vs. Pace, 02/14/15
Had 10 assists.....	Derrick Rowland (10) vs Holy Family, 12/15/19
Had 5 blocks.....	Majur Majak (6) vs. STAC, 03/13/22
Had 5 steals.....	Victory Olawoye (5) vs. STAC, 03/13/22
<b>Had a double-double .....</b>	<b>Majur Majak (11 pts, 11 rebs) at #3 Indiana (Pa.), 11/26/22</b>
Had a triple-double .....	Eric Anderson (26 pts., 28 rebs., 10 ast.) vs. Saint Anselm, 12/31/14
Had 20 points and 20 rebounds.....	Eric Anderson (20 pts., 22 rebs.) vs. Pace, 02/14/15
Had consecutive double-doubles .....	Majur Majak at Franklin Pierce 2/14 & vs. Southern Connecticut (12 pts, 18 rebs), 2/16/22
Led team in points, rebounds and assists .....	Quashawn Lane (20 pts., 6 rebs., 7 assts.) at Southern Connecticut, 12/1/21
Scored in the final 10 seconds to win .....	Elijah Bailey (Layup with 2.3 seconds remaining in OT) at Stonehill, 1/18/20

## THE LAST TIME A NEW HAVEN TEAM...

Allowed 50 points or fewer.....	vs CSI (W, 81-50), 11/12/21
<b>Won by 20+ points .....</b>	<b>at American International (W, 81-54), 11/30/22</b>
Won by 30+ points.....	vs Saint Rose (W, 90-56), 02/08/22
Scored 90+ points .....	vs Saint Rose (W, 90-56), 02/08/22
Scored 100+ points.....	vs D'Youville (W, 101-52), 11/12/21
Had 50 rebounds.....	51 vs D'Youville (W, 101-52), 11/12/21
<b>Shot 50 percent or better from the field .....</b>	<b>53.7% at American International (W, 81-54), 11/30/22</b>
<b>Shot 60 percent or better from the field .....</b>	<b>60.0% vs Adelphi (W, 82-64) 11/19/22</b>
Shot 70 percent or better from the field.....	at Pace (32-45, 71.1 percent), 02/18/17
Shot 50 percent or better from three-point range (min. 10 attempts) .....	vs Stonehill (10-20, 50.0 percent), 01/16/22
Shot 60 percent or better from three-point range (min. 10 attempts) .....	at Adelphi (15-25, 60.0 percent), 01/04/20
Shot 90 percent or better from the free throw line (min. 10 attempts).....	at Southern Connecticut (11-22, 91.7 percent), 12/01/21
Finished without a three point field goal .....	vs Merrimack (0-14), 02/25/18
<b>Made 10-14 three-pointers .....</b>	<b>10 at American International, 11/30/22</b>
Made 15 three-pointers .....	at Adelphi (15-25), 01/04/20
Made more three-point than two-point field goals.....	vs. Southern Connecticut (18 three-pointers, 12 two-pointers), 02/06/19
Had 10 blocked shots.....	vs. Southern Connecticut (10), 02/16/22
Had 10 steals .....	12 vs. Southern Connecticut, 02/16/22
Had 20 assists.....	26 vs Saint Rose, 02/08/22
<b>Had 4 players in double figures .....</b>	<b>at American International (Thomas 16, Perry 14, Lane 14, Hendrick 12), 11/30/22</b>
Had 5 players in double figures .....	vs Adelphi (Pierre Phillippe 19, Thomas 14, Lane 12, Rowland 11, Olawoye 10), 02/19/22
Had 6 players in double figures .....	at Adelphi (Upchurch 16, Vasic 15, Bourke 13, Kane 13, Rowland 11, Kane 10), 11/18/17
Had all 5 starters in double figures .....	at Stonehill (Bailey 33, Lane 23, Felizor 17, Rowland 15, Thomas 10), 03/04/20
<b>Had 2 players with 20 points .....</b>	<b>vs Saint Michael's (Perry 20, Thomas 20), 11/16/22</b>
Had 3 players with 20 points.....	vs Franklin Pierce (Bailey 21, Felizor 21, Rowland 20), 02/01/20
Had 5 players score 20 points .....	vs. Baptist (Wilder 31, Cunningham 22, MacLaughlin 22, Carey 21, Seilhamer 20), 01/05/74
Had 2 players with 10 rebounds.....	vs Southern New Hampshire (Majak 10, Thomas 10), 02/10/22
Had 2 players record a double-double.....	vs Southern New Hampshire (Majak 12 pts./10 rebs., Thomas 12 pts./10 rebs.), 02/10/22
<b>Won in overtime .....</b>	<b>at Saint Rose (W, 69-65), 11/22/22</b>
Lost in overtime .....	at Adelphi (L, 91-94), 01/04/20
Scored 80 points or more and lost.....	at Adelphi (L, 91-94 ot), 01/04/20
Allowed 50 points or fewer and lost.....	vs. Saint Rose (L, 47-36), 02/07/15
<b>Played a nationally-ranked opponent .....</b>	<b>vs #3 Indiana (Pa.) (L, 60-65), 11/26/22</b>



TED HOTALING  
 HEAD COACH  
 TWELFTH SEASON  
 ALBANY '95

With 176 career victories, Ted Hotaling stands second among nine head coaches in the history of the New Haven men's basketball program and with 24 more wins would become just the second coach in program history to win 200 career games. The 2022-23 season will mark his 12th season strolling the sidelines of Charger Gymnasium.

Named the ninth head coach in program history on March 31, 2010, Hotaling led the Chargers to back-to-back appearances in the Northeast-10 Conference Championship game, a pair of nine total appearances in the conference tournament under his tutelage. In addition, Hotaling's teams have earned four bids to the NCAA Division II National Tournament, the most recent coming in 2022.

Highlighting his 176 career victories was a 79-68 win over crosstown rival Southern Connecticut State University on February 15, 2016 which earned Hotaling his 100th career victory at the helm of the Blue and Gold, becoming the fourth coach at New Haven to reach the century mark. Three years later, to the day, Hotaling earned his 150th career victory when the Chargers posted a 72-61 home win over American International. Overall, Hotaling's .558 winning percentage ranks third in program history, while his record of 55-45 through his first 100 contests was the best since 1995.

Under his guidance, Hotaling has led a host of Chargers to postseason accolades and career records marks. Leading that list is Eric Anderson '15, a two-time All-American (2014, 2015), three-time Northeast-10 Defensive Player of the Year, two-time All-Region and four-time All-Conference performer. Anderson closed out his career at New Haven 14th all-time in scoring (1,551 points) while he also set a school record with 238 career blocks, passing Herb Watkins (191; 1984-88).

Anderson is one of 10 different players who all-totaled hauled in 17 All-Northeast-10 Conference honors under Hotaling. In addition, Hotaling's players have collected five major NE10 distinctions, and four different players have received All-Region honors during his tenure.

In the most recent season completed, Hotaling led the Chargers back to the NCAA Division II Championship for the fourth time in his tenure, advancing to the East Region semifinal round for the second time in as many appearances. Overall, New Haven closed out the 2021-22 season with an 18-9 overall record and a mark of 13-6 in the Northeast-10, finishing second in the Southwest Division.

Among the individual highlights for New Haven was Majur Majak who was named the NE10's Defensive Player of the Year while leading the team, the NE10 and all of NCAA Division II in blocks per game with an average of 3.1, as he closed out the season with a New Haven single season record of 85 blocks. In addition to Majak, point guard Quashawn Lane also earned a spot on the NE10 All-Conference Second Team.

In the Chargers return to the court following the COVID-19 pandemic shutdown, Hotaling led the Chargers to their second-straight appearance in the NE10 Championship game, wrapping up the 2019-20 campaign with a 15-15 record. As the fifth seed in the Southwest Division, the Chargers were road warriors throughout the tournament, with the highlight of the championship coming in the semifinals when New Haven outlasted Stonehill in an instant three overtime thriller 101-100.

The season prior (2018-19), the Chargers finished with a 21-10 record, their third 20+ win season under Hotaling, after earning an at-large bid to their eighth NCAA Tournament appearance. New Haven's postseason run came to an end against eventual regional champion Saint Anselm, but not before tying their highest win total under Hotaling which was previously set in 2013-14.

The 2017-18 season saw Hotaling lead the Chargers New Haven to the Northeast-10 Conference Championship for a second-straight season and the sixth time in program history. The Chargers earned a bye through the first round before falling to Merrimack in the quarterfinals. Overall, New Haven finished the 2017-18 season with a 17-10 record, the sixth time in the last seven years Hotaling has led New Haven to a winning season.

The Chargers made their fifth appearance in the NE10 Championship under Hotaling in the 2016-17 campaign, closing out the year 15-14 overall. New Haven earned a first round victory over Merrimack 84-58. During the 2015-16 season, Hotaling coached the Chargers to arguably the biggest win in program history when New Haven knocked off crosstown rival Southern Connecticut State. The Blue and Gold led the Owls for all but six minutes as they defeated the No. 2 ranked team, according to the NABC Coaches Poll, 79-66.

HOTALING ALL-TIME VS OPPONENTS

Adelphi.....	12-12	D'Youville .....	1-0
American Int'l.....	14-9	East Stroudsburg .....	1-1
Assumption .....	11-3	Franklin Pierce .....	8-4
Bentley .....	7-7	Georgian Court.....	2-0
Bloomfield.....	4-2	Goldey-Beacom.....	0-2
Bridgeport.....	0-1	Holy Family .....	1-1
Caldwell .....	0-1	Indiana (Pa.).....	0-1
Chestnut Hill.....	1-0	Le Moyne .....	10-14
CSI .....	1-0	LIU Post .....	3-0
Concordia (N.Y.).....	4-0	Mercy .....	4-0
Daemen .....	1-0	Merrimack .....	7-7
Dominican (N.Y.) .....	2-1	Molloy.....	3-1
Dowling .....	4-1	NYIT .....	1-0

In 2014-15, Hotaling led the Chargers to their fourth-straight winning season, closing out the year with a 15-12 overall record. Among the highlights was senior Eric Anderson who was named Northeast-10 Defensive Player of the Year for a third-straight season, the first time in NE10 history a player has earned the top defensive accolades three years in a row. Anderson was also a repeat member of the NE10 All-Conference First Team and stands as the only Charger to earn first team honors. In addition, Anderson was named a Daktronics/Division II Conference Commissioners Association Third Team All-American and signed a contract to play with the Gladiators Trier in Germany's Basketball Bundesliga ProA League following the season.

Statistically, Anderson led NCAA Division II in rebounds per game (13.1) and defensive rebounds per game (9.85). He was also among the top-10 in the nation in double doubles (8th) and total rebounds (5th).

Hotaling's 2012-13 and 2013-14 teams finished with back-to-back 20-win seasons for the first time since 2002-03 and 2003-04, while also earning back-to-back appearances in the NCAA postseason tournament. Hotaling's 21-9 record in 2013-14 stands as the most wins in a single season under his leadership, while the Chargers' 14-6 record in the NE-10 that season was the second-best since joining the conference in 2008-09. That squad led the nation in personal fouls per game (13.6), while the Chargers ranked second in Division II in fewest turnovers per game (8.9). New Haven also ranked in the top 10 nationally in scoring defense (6th) and field goal percentage defense (9th).

Individually, Hotaling mentored Anderson to NE10 Defensive Player of the Year and All-America Honorable mention recognition - the first such mention for New Haven in 24 years. Anderson finished his junior season leading the Northeast-10 Conference and second in Division II in defensive rebounds per game (8.97). He also ranked third in the nation with 20 double-doubles.

In 2012-13, Hotaling led the Chargers to a 20-9 record - their first 20-win campaign since 2003-04. New Haven reached the NCAA postseason for the first time since 2004 and earned its first win on the national stage since 2003 with a victory over Dominican in the NCAA Division II East Region Quarterfinals.

That season, Hotaling's Chargers led the NE10 and ranked 10th nationally in fewest turnovers committed per game (11.0) and slotted at 13th in the country in scoring defense with an NE10-leading 61.1 points per game allowed. New Haven also finished second in the conference and 38th in Division II in free throw percentage (74.3). Individually, Anderson earned his first NE10 Defensive Player of the Year honor, finishing second in the nation with 18 double-doubles while ranking third with 12.0 rebounds per game and ninth in blocked shots at 2.45 per game.

Hotaling led the Chargers to a 15-13 record in 2011-12 - a seven-win improvement from the previous campaign and the club's first winning season since 2004-05. New Haven also qualified for the Northeast-10 Conference Championship, winning a First Round contest at Pace before falling in a 54-51 heartbreaker at Adelphi in the Quarterfinals.

In his first season as head coach, the Chargers posted an 8-18 overall mark and a 6-16 record in the Northeast-10 Conference. Throughout the season, New Haven ranked among the top three-point shooting teams in Division II. Freshman Justin Exum concluded the season ranked 17th nationally in three-point field goals per game. He was also the highest ranked freshman in that category. As a team, UNH ranked 31st in three-point field goal percentage and 32nd in three-point field goals per game.

With over 15 years of college coaching experience, Hotaling most recently spent five seasons as an assistant at Eastern Kentucky University. While at EKU, the Colonels enjoyed a number of record-setting seasons, including two postseason runs. Hotaling's main responsibilities at EKU included working with the guards and coordinating the program's recruiting efforts.

In 2007, the Colonels earned a berth to the NCAA Division I Men's Basketball Championship tournament. EKU was selected to the College Basketball Invitational this season after amassing a 20-11 regular season record. The Colonels were one of the best offensive teams in the country during Hotaling's tenure as well. In 2010, EKU ranked in the top 10 in three-point field goals made, turnovers per game and assist/turnover ratio. The Colonels also broke the Ohio Valley Conference record for three-pointers made in back-to-back seasons (2008-09 and 2009-10).

Prior to arriving at Eastern Kentucky, Hotaling served four years as a full-time assistant at Yale University from 2001-05. He also served one season as an assistant at UNH in 2000-01. The Niverville, N.Y. native began his coaching career at Adelphi University in 1998 where he spent one season as an assistant.

THE HOTALING FILE

- University of New Haven**  
Head Coach (2010-Present)
- University of Eastern Kentucky**  
Assistant Coach (2005-10)
- Yale University**  
Assistant Coach (2001-05)
- University of New Haven**  
Assistant Coach (2000-01)
- Adelphi University**  
Assistant Coach (1998-99)
- University at Albany**  
Hall of Fame Player (1991-95)

HOTALING  
 YEAR-BY-YEAR RECORDS

2010-11 .....	8-18
2011-12 .....	15-13
2012-13 .....	20-9
2013-14 .....	21-9
2014-15 .....	15-12
2015-16 .....	8-18
2016-17 .....	15-14
2017-18 .....	17-10
2018-19 .....	21-10
2019-20 .....	15-15
2021-22.....	16-7
2022-23 .....	3-2

Overall Record: ..... **176-139 (.559)**  
 Conference Record: ..... **122-106 (.535)**





## PLAYER CAREER/SEASON STATS



# ANDRE FRANCIS

0

## FORWARD

GRADUATE | 6-6 | 185

HARTFORD, CONN. | THE MASTER'S SCHOOL | CONCORD (NY)

### SINGLE-GAME SEASON HIGHS

Points: 3, vs Adelphi (11/19/22)  
Rebounds: 2, at American Int'l (11/30/22)  
Assists: 2, at American Int'l (11/30/22)  
Steals:  
Blocks:  
FG made: 1, vs Adelphi (11/19/22)  
FG attempts: 1, vs Adelphi (11/19/22)  
3FG made: 1, vs Adelphi (11/19/22)  
3FG attempts: 1, vs Adelphi (11/19/22)  
FT made:  
FT attempts:

### SINGLE-GAME CAREER HIGHS

Points: 5, 2x - last vs D'Youville (11/13/21)  
Rebounds: 3, vs D'Youville (11/13/21)  
Assists: 2, 2x - last at American Int'l (11/30/22)  
Steals: 2 - last vs D'Youville (11/13/21)  
Blocks: 1, vs Adelphi (1/17/22)  
FG made: 2, 3x - last vs D'Youville (11/13/21)  
FG attempts: 5, vs D'Youville (11/13/21)  
3FG made: 1, 4x - last vs Adelphi (11/19/22)  
3FG attempts: 3, vs D'Youville (11/13/21)  
FT made: 1, at Franklin Pierce (2/14/22)  
FT attempts: 2, at Franklin Pierce (2/14/22)

### CAREER STATISTICS

Year	GP	GS	Min	Avg	FG	FGA	Pct	FG	FGA	Pct	FT	FTA	Pct	Off	Def	Tot	Avg	PF	FO	Ast	TO	Blk	Stl	Pts	Avg
2018-19	12	0	41	3.4	7	11	.636	1	4	.250	0	0	.000	0	3	3	0.3	8	0	3	3	0	5	15	1.3
2019-20	2	0	5	2.7	0	0	.000	0	0	.000	0	0	.000	0	0	0	0.0	0	0	1	0	0	0	0	0.0
2021-22	10	0	36	3.6	3	10	.300	2	8	.250	1	2	.500	1	8	9	0.9	2	0	3	3	1	3	9	0.9
2022-23	2	0	11	5.5	1	1	1.000	1	1	1.000	0	0	.000	1	1	2	1.0	1	0	2	0	0	0	3	1.5
at UNH	14	0	53	3.8	4	11	.364	3	9	.333	1	2	.500	2	9	11	0.8	3	0	6	3	1	3	12	0.9
CAREER	26	0	93	3.6	11	22	.500	4	13	.308	1	2	.500	2	12	14	0.5	11	0	9	6	1	8	27	1.0



# JEAN BERNARD

1

## FORWARD

SOPHOMORE | 6-6 | 190

TRENTON, N.J. | TRENTON CATHOLIC ACADEMY

### SINGLE-GAME SEASON HIGHS

Points:  
Rebounds:  
Assists:  
Steals:  
Blocks:  
FG made:  
FG attempts:  
3FG made:  
3FG attempts:  
FT made:  
FT attempts:

### SINGLE-GAME CAREER HIGHS

Points:  
Rebounds:  
Assists:  
Steals:  
Blocks:  
FG made:  
FG attempts:  
3FG made:  
3FG attempts:  
FT made:  
FT attempts:

### CAREER STATISTICS

Year	GP	GS	Min	Avg	FG	FGA	Pct	FG	FGA	Pct	FT	FTA	Pct	Off	Def	Tot	Avg	PF	FO	Ast	TO	Blk	Stl	Pts	Avg
2022-23																									
TOTAL																									



## PLAYER CAREER/SEASON STATS



# TARESE MORSE

2

## FORWARD

SOPHOMORE | 6-5 | 210

SPRINGFIELD, MASS. | SPRINGFIELD | HUTCHINSON CC

### SINGLE-GAME SEASON HIGHS

Points: 2, at American Int'l (11/30/22)  
Rebounds: 2, at American Int'l (11/30/22)  
Assists:  
Steals:  
Blocks:  
FG made: 1, at American Int'l (11/30/22)  
FG attempts: 1, at American Int'l (11/30/22)  
3FG made:  
3FG attempts:  
FT made:  
FT attempts: 1, at American Int'l (11/30/22)

### SINGLE-GAME CAREER HIGHS

Points: 2, at American Int'l (11/30/22)  
Rebounds: 2, at American Int'l (11/30/22)  
Assists:  
Steals:  
Blocks:  
FG made: 1, at American Int'l (11/30/22)  
FG attempts: 1, at American Int'l (11/30/22)  
3FG made:  
3FG attempts:  
FT made:  
FT attempts: 1, at American Int'l (11/30/22)

### CAREER STATISTICS

Year	GP	GS	Min	Avg	-----Total-----			-----3-Point-----			-----F-Throw-----			-----Rebounds-----											
					FG	FGA	Pct	FG	FGA	Pct	FT	FTA	Pct	Off	Def	Tot	Avg	PF	FO	Ast	TO	Blk	Stl	Pts	Avg
2022-23	2	0	9	4.5	1	1	1.000	0	0	.000	0	1	.000	1	1	2	1.0	1	0	0	0	0	0	2	1.0
TOTAL	2	0	9	4.5	1	1	1.000	0	0	.000	0	1	.000	1	1	2	1.0	1	0	0	0	0	0	2	1.0



# JUSTIN HENDRICK

3

## GUARD

SOPHOMORE | 6-2 | 175

VALLEY STREAM, N.Y. | ST. FRANCIS | NIAGARA CC

### SINGLE-GAME SEASON HIGHS

Points: 12, at American Int'l (11/30/22)  
Rebounds: 6, at American Int'l (11/30/22)  
Assists: 1, at American Int'l (11/30/22)  
Steals:  
Blocks:  
FG made: 4, at American Int'l (11/30/22)  
FG attempts: 8, at American Int'l (11/30/22)  
3FG made: 4, at American Int'l (11/30/22)  
3FG attempts: 7, at American Int'l (11/30/22)  
FT made:  
FT attempts:

### SINGLE-GAME CAREER HIGHS

Points: 12, at American Int'l (11/30/22)  
Rebounds: 6, at American Int'l (11/30/22)  
Assists: 1, at American Int'l (11/30/22)  
Steals:  
Blocks:  
FG made: 4, at American Int'l (11/30/22)  
FG attempts: 8, at American Int'l (11/30/22)  
3FG made: 4, at American Int'l (11/30/22)  
3FG attempts: 7, at American Int'l (11/30/22)  
FT made:  
FT attempts:

### CAREER STATISTICS

Year	GP	GS	Min	Avg	Total			3-Point			F-Throw			Rebounds											
					FG	FGA	Pct	FG	FGA	Pct	FT	FTA	Pct	Off	Def	Tot	Avg	PF	FO	Ast	TO	Blk	Stl	Pts	Avg
2022-23	4	0	45	11.3	5	14	.357	4	9	.444	0	0	.000	0	8	8	2.0	4	0	1	4	0	0	14	3.5
TOTAL	4	0	45	11.3	5	14	.357	4	9	.444	0	0	.000	0	8	8	2.0	4	0	1	4	0	0	14	3.5

# PLAYER CAREER/SEASON STATS



**QUASHAWN LANE**

**4**

**GUARD**

**GRAD STUDENT | 6-2 | 175**  
**TRENTON, N.J. | TRENTON CATHOLIC ACADEMY**

## SINGLE-GAME SEASON HIGHS

Points: 16, at Saint Rose (11/22/22)  
 Rebounds: 7, vs Adelphi (11/19/22)  
 Assists: 8, at Saint Michael's (11/16/22)  
 Steals: 2, 2x - last at American Int'l (11/30/22)  
 Blocks: 1, at Saint Michael's (11/16/22)  
 FG made: 7, 3x - last at American Int'l (11/30/22)  
 FG attempts: 11, 2x - last at Saint Rose (11/22/22)  
 3FG made: 1, at Indiana (Pa.) (11/26/22)  
 3FG attempts: 2, at Indiana (Pa.) (11/26/22)  
 FT made: 4, 2x - last at Indiana (Pa.) (11/26/22)  
 FT attempts: 5, 2x - last at Indiana (Pa.) (11/26/22)

## SINGLE-GAME CAREER HIGHS

Points: 23, at Stonehill (3/4/20)  
 Rebounds: 10, vs American International (12/7/21)  
 Assists: 9, vs Saint Rose (2/8/21)  
 Steals: 5, at Saint Rose (2/12/20)  
 Blocks: 3, vs Southern Connecticut (3/6/19)  
 FG made: 10, at Stonehill (3/4/20)  
 FG attempts: 17, at Saint Anselm (1/19/22)  
 3FG made: 2, 3x - last at Le Moyne (3/1/20)  
 3FG attempts: 6, 3x - last vs Southern New Hampshire (2/10/22)  
 FT made: 10, vs Southern New Hampshire (2/20/22)  
 FT attempts: 11, vs Southern New Hampshire (2/20/22)

## CAREER STATISTICS

					-----Total-----			-----3-Point-----			-----F-Throw-----			-----Rebounds-----											
Year	GP	GS	Min	Avg	FG	FGA	Pct	FG	FGA	Pct	FT	FTA	Pct	Off	Def	Tot	Avg	PF	FO	Ast	TO	Blk	Stl	Pts	Avg
2018-19	27	26	834	30.9	87	155	.561	19	42	.452	48	59	.814	17	90	107	4.0	62	1	92	67	8	27	241	8.9
2019-20	26	24	825	31.7	89	172	.517	23	54	.426	50	62	.806	12	94	106	4.1	55	0	93	46	6	31	251	9.7
2021-22	26	26	858	33.0	128	261	.490	24	57	.421	71	92	.772	24	113	137	5.3	42	2	100	57	13	36	351	13.5
2022-23	5	5	173	34.6	28	49	.571	1	6	.167	11	13	.846	1	21	22	4.4	10	0	18	16	2	7	68	13.6
TOTAL	84	81	2,693	32.1	332	638	.520	67	160	.419	180	226	.796	55	318	373	4.4	169	3	302	186	29	101	911	10.8



**JOSHUA HOPSON**

**5**

**FORWARD**

**FRESHMAN | 6-8 | 255**  
**JERSEY CITY, N.J. | MACDUFFIE SCHOOL**

## SINGLE-GAME SEASON HIGHS

Points: 6, at American Int'l (11/30/22)  
 Rebounds: 3, at American Int'l (11/30/22)  
 Assists: 1, at American Int'l (11/30/22)  
 Steals:  
 Blocks:  
 FG made: 3, at American Int'l (11/30/22)  
 FG attempts: 3, at American Int'l (11/30/22)  
 3FG made:  
 3FG attempts:  
 FT made:  
 FT attempts:

## SINGLE-GAME CAREER HIGHS

Points: 6, at American Int'l (11/30/22)  
 Rebounds: 3, at American Int'l (11/30/22)  
 Assists: 1, at American Int'l (11/30/22)  
 Steals:  
 Blocks:  
 FG made: 3, at American Int'l (11/30/22)  
 FG attempts: 3, at American Int'l (11/30/22)  
 3FG made:  
 3FG attempts:  
 FT made:  
 FT attempts:

## CAREER STATISTICS

					-----Total-----			-----3-Point-----			-----F-Throw-----			-----Rebounds-----											
Year	GP	GS	Min	Avg	FG	FGA	Pct	FG	FGA	Pct	FT	FTA	Pct	Off	Def	Tot	Avg	PF	FO	Ast	TO	Blk	Stl	Pts	Avg
2022-23	4	0	31	7.8	4	4	1.000	0	0	.000	0	0	.000	1	4	5	1.3	1	0	1	1	0	0	8	2.0
TOTAL	4	0	31	7.8	4	4	1.000	0	0	.000	0	0	.000	1	4	5	1.3	1	0	1	1	0	0	8	2.0

PLAYER CAREER/SEASON STATS



TY PERRY

10

FORWARD

SENIOR | 6-3 | 200  
BOSTON, MASS. | BRIGHTON | BUFFALO

SINGLE-GAME SEASON HIGHS

Points: 22, at Saint Rose (11/22/22)  
Rebounds: 9, at Saint Michael's (11/16/22)  
Assists: 2, 2x - last at Indiana (Pa.) (11/26/22)  
Steals: 3, at Saint Michael's (11/16/22)  
Blocks:  
FG made: 10, at Saint Rose (11/22/22)  
FG attempts: 20, at Saint Michael's (11/16/22)  
3FG made: 3, at Indiana (Pa.) (11/26/22)  
3FG attempts: 7, at Indiana (Pa.) (11/26/22)  
FT made: 4, 2x - last at American Int'l (11/30/22)  
FT attempts: 5, 3x - last at American Int'l (11/30/22)

SINGLE-GAME CAREER HIGHS

Points: 22, 3x - last at Saint Rose (11/22/22)  
Rebounds: 9, at Saint Michael's (11/16/22)  
Assists: 4, 2x - last at Davidson (1/19/20)  
Steals: 3, 2x - last at Saint Michael's (11/16/22)  
Blocks: 1, at George Washington (3/6/19)  
FG made: 10, at Saint Rose (11/22/22)  
FG attempts: 20, at Saint Michael's (11/16/22)  
3FG made: 6, 4x - last  
3FG attempts: 13, vs St. Bonaventure (1/29/20)  
FT made: 7, 2x - last vs Duquesne (2/16/20)  
FT attempts: 10, vs George Washington (3/6/19)

CAREER STATISTICS

					-----Total-----			-----3-Point-----			-----F-Throw-----			-----Rebounds-----													
Year	GP	GS	Min	Avg	FG	FGA	Pct	FG	FGA	Pct	FT	FTA	Pct	Off	Def	Tot	Avg	PF	FO	Ast	TO	Blk	Stl	Pts	Avg		
2018-19	31	3	428	13.8	58	166	.349	39	112	.348	20	23	.870	10	50	60	1.9	19	0	14	17	1	7	175	5.6		
2019-20	30	16	637	21.2	78	195	.400	43	116	.371	25	33	.758	6	68	74	2.5	39	1	17	30	0	19	224	7.5		
2020-21	11	2	207	18.8	24	72	.333	15	50	.300	20	25	.800	2	20	22	2.0	9	0	9	10	0	7	83	7.5		
2021-22	12	0	70	5.8	11	32	.344	2	12	.167	2	6	.333	5	7	12	1.0	5	0	7	3	0	2	26	2.2		
2022-23	5	5	158	31.6	34	72	.472	3	17	.176	13	18	.722	8	19	27	5.4	8	0	6	12	0	7	84	16.8		
at UNH	5	5	158	31.6	34	72	.472	3	17	.176	13	18	.722	8	19	27	5.4	8	0	6	12	0	7	84	16.8		
Career	89	26	1,500	16.8	205	537	.382	102	307	.332	80	105	.762	31	164	195	2.2	80	1	53	72	1	42	592	6.7		

PLAYER CAREER/SEASON STATS



VICTOR OLAWOYE

11

GUARD

GRAD STUDENT | 6-2 | 185  
ELMONT, N.Y. | ELMONT MEMORIAL | GANNON

SINGLE-GAME SEASON HIGHS

Points: 18, vs Adelphi (11/19/22)  
Rebounds: 7, vs Adelphi (11/19/22)  
Assists: 8, 2x - last at Indiana (Pa.) (11/26/22)  
Steals: 2, vs Adelphi (11/19/22)  
Blocks:  
FG made: 7, vs Adelphi (11/19/22)  
FG attempts: 12, at Saint Rose (11/22/22)  
3FG made: 3, vs Adelphi (11/19/22)  
3FG attempts: 7, at Saint Rose (11/22/22)  
FT made: 5, at American Int'l (11/30/22)  
FT attempts: 5, at American Int'l (11/30/22)

SINGLE-GAME CAREER HIGHS

Points: 24, vs California (Pa.) (1/22/20)  
Rebounds: 8, 2x - last vs Saint Anselm (2/28/22)  
Assists: 9, vs Southern New Hampshire (2/10/22)  
Steals: 5, vs Saint Thomas Aquinas (3/13/22)  
Blocks: 1, 9x - last  
FG made: 9, 2x - last vs Edinboro (2/16/19)  
FG attempts: 21, vs Edinboro (2/16/19)  
3FG made: 6, vs West Chester (11/23/19)  
3FG attempts: 11, 2x - last vs California (Pa.) (2/13/19)  
FT made: 7, 2x - last at Bloomsburg (12/21/19)  
FT attempts: 8, at Bloomsburg (12/21/19)

CAREER STATISTICS

					-----Total-----			-----3-Point-----			-----F-Throw-----			-----Rebounds-----													
Year	GP	GS	Min	Avg	FG	FGA	Pct	FG	FGA	Pct	FT	FTA	Pct	Off	Def	Tot	Avg	PF	FO	Ast	TO	Blk	Stl	Pts	Avg		
2018-19	28	14	783	28.0	94	258	.364	49	146	.336	55	78	.705	28	67	95	3.4	52	0	67	80	3	28	292	10.4		
2019-20	27	14	639	23.7	73	193	.378	32	102	.314	43	58	.741	12	76	88	3.3	54	2	55	57	4	43	221	8.2		
2021-22	26	20	740	28.4	70	157	.446	20	61	.328	37	55	.673	21	77	98	3.8	49	0	90	58	2	41	197	7.6		
2022-23	5	5	167	33.4	16	36	.444	5	17	.294	10	14	.714	3	23	26	5.2	11	0	23	14	0	9	47	9.4		
at UNH	31	25	904	29.2	86	193	.446	25	78	.321	47	69	.681	24	100	124	4.0	60	0	113	72	2	50	244	7.9		
Career	86	53	2,329	27.1	253	644	.393	111	326	.340	145	205	.707	64	243	307	3.6	166	2	235	209	9	121	757	8.8		



## PLAYER CAREER/SEASON STATS



# MAJUR MAJAK

# 12

## CENTER

SENIOR | 7-1 | 235

POUGHKEEPSIE, N.Y. | THE PATRICK SCHOOL | SAINT PETER'S

### SINGLE-GAME SEASON HIGHS

Points: 11, at Indiana (Pa.) (11/26/22)  
Rebounds: 11, 2x - last at American Int'l (11/30/22)  
Assists: 2, at Saint Michael's (11/16/22)  
Steals: 3, at Saint Rose (11/22/22)  
Blocks: 4, vs Adelphi (11/19/22)  
FG made: 5, 2x - last at Indiana (Pa.) (11/26/22)  
FG attempts: 7, at Saint Michael's (11/16/22)  
3FG made:  
3FG attempts: 1, at Saint Rose (11/22/22)  
FT made: 2, vs Adelphi (11/19/22)  
FT attempts: 2, 2x - last at Indiana (Pa.) (11/26/22)

### SINGLE-GAME CAREER HIGHS

Points: 14, vs Saint Rose (2/8/22)  
Rebounds: 18, vs Southern Connecticut (2/16/22)  
Assists: 2, 2x - last at Saint Michael's (11/16/22)  
Steals: 2, 2x - last at Saint Michael's (11/16/22)  
Blocks: 9, vs Southern Connecticut (2/16/22)  
FG made: 5, 5x - last at Indiana (Pa.) (11/26/22)  
FG attempts: 8, vs Southern Connecticut (2/16/22)  
3FG made:  
3FG attempts: 1, 4x - last  
FT made: 4, 4x - last  
FT attempts: 6, vs Southern Connecticut (2/16/22)

### CAREER STATISTICS

					-----Total-----			-----3-Point-----			-----F-Throw-----			-----Rebounds-----											
Year	GP	GS	Min	Avg	FG	FGA	Pct	FG	FGA	Pct	FT	FTA	Pct	Off	Def	Tot	Avg	PF	FO	Ast	TO	Blk	Stl	Pts	Avg
2018-19	22	0	136	6.2	8	14	.571	0	0	.000	4	6	.667	7	19	26	1.2	28	1	1	11	13	3	20	0.9
2019-20	25	16	223	8.9	14	24	.583	0	0	.000	13	16	.813	15	36	51	2.0	34	0	0	12	27	8	41	1.6
2021-22	27	26	613	22.7	67	111	.604	0	4	.000	32	39	.821	57	167	224	8.3	48	1	7	31	85	6	166	6.1
2022-23	5	5	150	30.0	19	26	.731	0	1	.000	3	5	.600	7	38	45	9.0	10	0	4	7	10	5	41	8.2
at UNH	32	31	758	23.7	86	137	.628	0	5	.000	35	44	.795	65	205	270	8.4	58	1	11	38	95	11	207	6.5
Career	79	47	1,122	14.2	108	175	.617	0	5	.000	52	66	.788	86	260	346	4.4	120	2	12	61	135	22	268	3.4



# CHRISTIAN KELLMAN

# 13

## GUARD

SOPHOMORE | 6-10 | 170

LITTLE NECK, N.Y. | JOHN ADAMS

### SINGLE-GAME SEASON HIGHS

Points:  
Rebounds:  
Assists:  
Steals:  
Blocks:  
FG made:  
FG attempts:  
3FG made:  
3FG attempts:  
FT made:  
FT attempts:

### SINGLE-GAME CAREER HIGHS

Points: 4, at Staten Island (11/12/21)  
Rebounds: 2, vs D'Youville (11/13/21)  
Assists:  
Steals:  
Blocks:  
FG made: 2, at Staten Island (11/12/21)  
FG attempts: 2 - 3x - last at Molloy (11/17/21)  
3FG made:  
3FG attempts: 1, 2x - last at Franklin Pierce (2/14/22)  
FT made:  
FT attempts: 2, vs Southern New Hampshire (2/10/22)

### CAREER STATISTICS

					-----Total-----			-----3-Point-----			-----F-Throw-----			-----Rebounds-----													
Year	GP	GS	Min	Avg	FG	FGA	Pct	FG	FGA	Pct	FT	FTA	Pct	Off	Def	Tot	Avg	PF	FO	Ast	TO	Blk	Stl	Pts	Avg		
2021-22	7	0	17	2.5	6	9	.667	0	2	.000	0	2	.000	1	4	5	0.7	2	0	0	1	0	0	12	1.7		
2022-23	1	0	3	3.0	0	0	.000	0	0	.000	0	0	.000	0	0	0	0.0	2	0	0	0	0	0	0	0.0		
TOTAL	8	0	20	2.5	6	9	.667	0	2	.000	0	2	.000	1	4	5	0.7	4	0	0	1	0	0	12	1.7		

## PLAYER CAREER/SEASON STATS



# KENDALL MCMILLAN

# 15

## GUARD

SENIOR | 6-1 | 180

BALTIMORE, MD. | MOUNT SAINT JOSEPH

### SINGLE-GAME SEASON HIGHS

Points: 2, at American Int'l (11/30/22)  
Rebounds: 2, 2x - last at American Int'l (11/30/22)  
Assists: 1, at Saint Rose (11/22/22)  
Steals:  
Blocks:  
FG made:  
FG attempts: 2, at American Int'l (11/30/22)  
3FG made:  
3FG attempts: 1, at Indiana (Pa.) (11/26/22)  
FT made: 2, at American Int'l (11/30/22)  
FT attempts: 2, at American Int'l (11/30/22)

### SINGLE-GAME CAREER HIGHS

Points: 10, at Florida Southern (11/29/19)  
Rebounds: 4, 2x - last vs D'Youville (11/13/21)  
Assists: 8, vs D'Youville (11/13/21)  
Steals: 2, last vs Adelphi (1/17/22)  
Blocks: 1, at Southern Connecticut (11/28/18)  
FG made: 5, at Florida Southern (11/29/19)  
FG attempts: 10, at Florida Southern (11/29/19)  
3FG made: 1, 4x - last  
3FG attempts: 3, 2x - last vs Southern New Hampshire (2/10/22)  
FT made: 4, vs D'Youville (11/13/21)  
FT attempts: 4, 2x - last vs D'Youville (11/13/21)

### CAREER STATISTICS

Year	GP	GS	Min	Avg	FG	FGA	Pct	FG	FGA	Pct	FT	FTA	Pct	Off	Def	Tot	Avg	PF	FO	Ast	TO	Blk	Stl	Pts	Avg
2018-19	12	0	91	7.6	8	20	.400	1	5	.200	2	8	.250	0	6	6	0.5	10	0	11	8	1	1	19	1.6
2019-20	5	1	63	12.6	10	21	.476	1	4	.250	0	1	.000	2	6	8	1.6	3	0	9	6	0	1	21	4.2
2021-22	23	0	199	8.6	16	45	.422	2	7	.286	17	18	.944	5	24	29	1.3	17	0	32	23	0	12	57	2.5
2022-23	3	0	21	7.0	0	5	.000	0	2	.000	2	2	1.000	1	3	4	1.3	0	0	1	3	0	0	2	0.7
Career	43	1	375	8.7	37	91	.407	4	18	.222	21	29	.724	8	39	47	1.1	30	0	53	40	1	14	99	2.3



# ADRIEL GILL

# 20

## GUARD

SENIOR | 6-2 | 195

MERIDEN, CONN. | PLATT

### SINGLE-GAME SEASON HIGHS

Points:  
Rebounds:  
Assists:  
Steals:  
Blocks:  
FG made:  
FG attempts:  
3FG made:  
3FG attempts:  
FT made:  
FT attempts:

### SINGLE-GAME CAREER HIGHS

Points:  
Rebounds: 1, at Franklin Pierce (2/14/22)  
Assists:  
Steals:  
Blocks:  
FG made:  
FG attempts:  
3FG made:  
3FG attempts:  
FT made:  
FT attempts:

### CAREER STATISTICS

Year	GP	GS	Min	Avg	FG	FGA	Pct	FG	FGA	Pct	FT	FTA	Pct	Off	Def	Tot	Avg	PF	FO	Ast	TO	Blk	Stl	Pts	Avg
2021-22	1	0	1	1.0	0	0	.000	0	0	.000	0	0	.000	0	1	1	1.0	0	0	0	1	0	0	0	0.0
2022-23																									
Total	1	0	1	1.0	0	0	.000	0	0	.000	0	0	.000	0	1	1	1.0	0	0	0	1	0	0	0	0.0

## PLAYER CAREER/SEASON STATS



# ETHAN SIMMON

# 21

## FORWARD

FRESHMAN | 6-5 | 190

EDISON, N.J. | ST JOSEPH METUCHEN

### SINGLE-GAME SEASON HIGHS

Points:  
Rebounds:  
Assists:  
Steals:  
Blocks:  
FG made:  
FG attempts:  
3FG made:  
3FG attempts:  
FT made:  
FT attempts:

### SINGLE-GAME CAREER HIGHS

Points:  
Rebounds:  
Assists:  
Steals:  
Blocks:  
FG made:  
FG attempts:  
3FG made:  
3FG attempts:  
FT made:  
FT attempts:

### CAREER STATISTICS

		-----Total-----			-----3-Point-----			-----F-Throw-----			-----Rebounds-----														
Year	GP	GS	Min	Avg	FG	FGA	Pct	FG	FGA	Pct	FT	FTA	Pct	Off	Def	Tot	Avg	PF	FO	Ast	TO	Blk	Stl	Pts	Avg
2022-23																									
TOTAL																									



# JASON EDOKPAYI

# 22

## FORWARD

SOPHOMORE | 6-6 | 220

LAUREL, MD. | MOUNT ST JOSEPH | FAIRFIELD

### SINGLE-GAME SEASON HIGHS

Points:  
Rebounds: 3, at Saint Michael's (11/16/22)  
Assists:  
Steals:  
Blocks:  
FG made:  
FG attempts: 3, at Saint Michael's (11/16/22)  
3FG made:  
3FG attempts:  
FT made:  
FT attempts:

### SINGLE-GAME CAREER HIGHS

Points: 8, at Manhattan (3/5/21)  
Rebounds: 5, 2x - last vs Medgar Evers (11/16/21)  
Assists: 1, at Manhattan (3/5/21)  
Steals: 1, 3x - last vs Medgar Evers (11/16/21)  
Blocks: 1, at Manhattan (3/5/21)  
FG made: 4, at Manhattan (3/5/21)  
FG attempts: 5, at Manhattan (3/5/21)  
3FG made:  
3FG attempts: 1, 2x - last vs Saint Peter's (3/12/21)  
FT made: 1, vs Quinnipiac (2/7/21)  
FT attempts: 2, vs Quinnipiac (2/7/21)

### CAREER STATISTICS

		-----Total-----			-----3-Point-----			-----F-Throw-----			-----Rebounds-----														
Year	GP	GS	Min	Avg	FG	FGA	Pct	FG	FGA	Pct	FT	FTA	Pct	Off	Def	Tot	Avg	PF	FO	Ast	TO	Blk	Stl	Pts	Avg
2019-20	9	5	73	8.2	8	16	.500	0	2	.000	1	3	.333	3	6	9	1.0	4	0	1	0	1	2	17	1.9
2021-22	3	0	18	5.9	4	6	.667	0	0	.000	0	0	.000	2	5	7	2.3	1	0	0	1	0	1	8	2.7
2022-23	4	0	17	4.3	0	3	.000	0	0	.000	0	0	.000	2	3	5	1.3	4	0	0	2	0	0	0	0.0
at UNH	4	0	17	4.3	0	3	.000	0	0	.000	0	0	.000	2	3	5	1.3	4	0	0	2	0	0	0	0.0
Career	16	6	108	6.8	12	25	.480	0	2	.000	1	3	.333	7	14	21	1.3	8	0	1	3	1	3	25	1.6

## PLAYER CAREER/SEASON STATS



# SEAN BRAITHWAITE

# 23

## FORWARD

JUNIOR | 6-6 | 220

CENTER MORICHES, N.Y. | CENTER MORICHES

### SINGLE-GAME SEASON HIGHS

Points: 5, at Saint Michael's (11/16/22)  
Rebounds: 3, at Saint Michael's (11/16/22)  
Assists: 3, vs Adelphi (11/19/22)  
Steals:  
Blocks: 1, at Saint Michael's (11/16/22)  
FG made: 2, 2x - last vs Adelphi (11/19/22)  
FG attempts: 4, vs Adelphi (11/19/22)  
3FG made:  
3FG attempts:  
FT made: 1, 2x - last at American Int'l (11/30/22)  
FT attempts: 2, 2x - last at American Int'l (11/30/22)

### SINGLE-GAME CAREER HIGHS

Points: 12, at Molloy (11/17/21)  
Rebounds: 3, 3x - last at Saint Michael's (11/16/22)  
Assists: 3, 2x - last vs Adelphi (11/19/22)  
Steals: 2, 2x - last at Saint Rose (12/4/21)  
Blocks: 1, 3x - last at Saint Michael's (11/16/22)  
FG made: 4, at Molloy (11/17/21)  
FG attempts: 7, vs D'Youville (11/13/21)  
3FG made: 4, at Molloy (11/17/21)  
3FG attempts: 4, 2x - last at Molloy (11/17/21)  
FT made: 3, vs D'Youville (11/13/21)  
FT attempts: 5, vs D'Youville (11/13/21)

### CAREER STATISTICS

Year	GP	GS	Min	Avg	Total			3-Point			F-Throw			Rebounds				PF	FO	Ast	TO	Blk	Stl	Pts	Avg
					FG	FGA	Pct	FG	FGA	Pct	FT	FTA	Pct	Off	Def	Tot	Avg								
2019-20	6	0	45	7.5	2	6	.333	0	3	.000	0	0	.000	2	4	6	1.0	6	0	1	0	1	1	4	0.7
2021-22	21	3	250	11.9	16	43	.372	6	22	.273	4	13	.308	12	8	20	1.0	21	0	8	10	1	9	42	2.0
2022-23	5	0	66	13.2	5	12	.417	0	2	.000	3	6	.500	2	4	6	1.2	1	0	6	4	1	0	13	2.6
Career	32	3	360	11.3	23	61	.377	6	27	.222	7	19	.368	16	16	32	1.0	28	0	14	14	3	10	59	1.8



# KYLE KEARSON

# 25

## FORWARD

FRESHMAN | 6-4 | 170

WEST HAVEN, CONN. | WEST HAVEN

### SINGLE-GAME SEASON HIGHS

Points:  
Rebounds:  
Assists:  
Steals:  
Blocks:  
FG made:  
FG attempts:  
3FG made:  
3FG attempts:  
FT made:  
FT attempts:

### SINGLE-GAME CAREER HIGHS

Points:  
Rebounds:  
Assists:  
Steals:  
Blocks:  
FG made:  
FG attempts:  
3FG made:  
3FG attempts:  
FT made:  
FT attempts:

### CAREER STATISTICS

Year	GP	GS	Min	Avg	Total			3-Point			F-Throw			Rebounds				PF	FO	Ast	TO	Blk	Stl	Pts	Avg
					FG	FGA	Pct	FG	FGA	Pct	FT	FTA	Pct	Off	Def	Tot	Avg								
2022-23																									
TOTAL																									



PLAYER CAREER/SEASON STATS



DAVONTREY THOMAS

34

FORWARD

JUNIOR | 6-5 | 200  
POUGHKEEPSIE, N.Y. | POUGHKEEPSIE

SINGLE-GAME SEASON HIGHS

Points: 20, at Saint Michael's (11/16/22)  
Rebounds: 5, at Indiana (Pa.) (11/26/22)  
Assists: 2, 2x - last at Saint Rose (11/22/22)  
Steals: 1, 2x - last at Indiana (Pa.) (11/26/22)  
Blocks: 1, at Indiana (Pa.) (11/26/22)  
FG made: 8, at Saint Michael's (11/16/22)  
FG attempts: 15, at Indiana (Pa.) (11/26/22)  
3FG made: 5, at American Int'l (11/30/22)  
3FG attempts: 11, at American Int'l (11/30/22)  
FT made: 3, at Saint Rose (11/22/22)  
FT attempts: 4, at Saint Rose (11/22/22)

SINGLE-GAME CAREER HIGHS

Points: 31, at Staten Island (11/12/21)  
Rebounds: 14, at Bentley (2/28/20)  
Assists: 6, vs Holy Family (12/15/19)  
Steals: 3, 2x - last at Adelphi (2/19/22)  
Blocks: 1, 11x - last at Indiana (Pa.) (11/26/22)  
FG made: 10, at Staten Island (11/12/21)  
FG attempts: 16, at American International (1/5/22)  
3FG made: 5, 3x - last at American Int'l (11/30/22)  
3FG attempts: 11, at American Int'l (11/30/22)  
FT made: 7, 2x - last at Staten Island (11/12/21)  
FT attempts: 8, at State Island (11/12/21)

CAREER STATISTICS


Year	GP	GS	Min	Avg	-----Total-----			-----3-Point-----			-----F-Throw-----			-----Rebounds-----				PF	FO	Ast	TO	Blk	Stl	Pts	Avg
					FG	FGA	Pct	FG	FGA	Pct	FT	FTA	Pct	Off	Def	Tot	Avg								
2019-20	30	29	789	26.3	85	176	.483	45	113	.398	27	30	.900	23	120	143	4.8	37	0	28	26	6	8	242	8.1
2021-22	27	27	837	31.0	127	263	.483	54	136	.397	49	60	.817	35	89	124	4.6	43	0	35	29	4	20	357	13.2
2022-23	5	5	174	34.8	30	59	.508	19	42	.451	5	7	.714	5	11	16	3.2	2	0	6	3	1	2	84	16.8
Career	62	61	1,801	29.0	242	498	.486	118	291	.405	81	97	.835	63	220	283	4.6	82	0	69	58	11	30	683	11.0



GAME 6: NEW HAVEN AT FRANKLIN PIERCE

New Haven at American International  
Nov. 30, 2022 • Springfield, MA

Game 5



Official Basketball Box Score - Final

New Haven at American Int'l

11/30/22 Henry A. Butova Gym, Springfield

2022-23 Men's Basketball

Game Time: 7:30 PM

Game Duration: 1:30

Officials:

New Haven - 81

Record: 3-2 (3-1)

NO.	Name	Min	FG	3P	FT	Rebounds	Fouls	TP	AS	TO	ST	Blocks	+/-
			M-A	M-A	M-A	OR DR TOT	PF FD					BS BA	
10	Tyrone Perry	F 26:43	5-8	0-2	4-5	2 2 4	0 3	14	1	1	0	0 0	16
34	Davontrey Thomas	F 26:02	5-12	5-11	1-2	1 2 3	0 1	16	0	0	0	0 0	12
12	Majur Majak	C 22:47	3-6	0-0	0-0	3 8 11	0 1	6	1	1	0	1 0	33
4	Quashawn Lane	G 25:14	7-9	0-1	0-0	0 3 3	2 0	14	1	3	2	0 0	32
11	Victor Olawoye	G 26:02	1-4	1-2	5-5	1 5 6	1 4	8	4	2	1	0 0	13
5	Joshua Hopson	13:26	3-3	0-0	0-0	1 2 3	0 0	6	1	1	0	0 0	1
15	Kendall McMillan	09:01	0-2	0-0	2-2	0 2 2	0 1	2	0	1	0	0 0	-10
3	Justin Hendrick	19:43	4-8	4-7	0-0	0 6 6	1 1	12	1	0	0	0 0	19
23	Sean Brathwaite	16:46	0-1	0-0	1-2	0 0 0	0 1	1	1	1	0	0 0	17
0	Andre Francis	08:39	0-0	0-0	0-0	1 1 2	1 0	0	2	0	0	0 0	5
22	Jason Edokpayi	00:20	0-0	0-0	0-0	0 0 0	1 0	0	0	0	0	0 0	0
2	Tarese Morse	05:17	1-1	0-0	0-1	1 1 2	1 1	2	0	0	0	0 0	-3
Team						1 0 1		0	0				
Totals			29-54	10-23	13-17	11 32 43	7 13	81	12	10	3	1 0	27

Technical Fouls: NONE

Shooting By Period

1st FG% 12-30 40.0%

3PT% 5-13 38.5%

FT% 4-6 66.7%

2nd FG% 17-24 70.8%

3PT% 5-10 50.0%

FT% 9-11 81.8%

GM FG% 29-54 53.7%

3PT% 10-23 43.5%

FT% 13-17 76.5%

Dead Ball Rebounds: 3, 1

American Int'l - 54

Record: 2-5 (1-1)

NO.	Name	Min	FG	3P	FT	Rebounds	Fouls	TP	AS	TO	ST	Blocks	+/-
			M-A	M-A	M-A	OR DR TOT	PF FD					BS BA	
32	Buka Peikrishvili	F 24:36	1-5	1-2	0-0	2 4 6	1 2	3	1	1	0	0 1	-32
3	Carlos Hubb	G 20:54	1-6	1-5	0-0	0 0 0	1 1	3	1	0	0	0 0	-20
4	Jack Hall	G 32:00	4-12	3-7	3-3	0 3 3	1 1	14	1	1	1	0 0	-24
10	Jalen Jordan	G 33:15	2-8	0-3	0-1	2 4 6	5 1	4	3	0	1	0 0	-13
11	Omarion Jett-Dobbs	G 30:47	2-5	0-2	0-0	0 0 0	2 1	4	0	2	1	0 0	-14
2	Justice Ellison	25:32	5-8	1-2	0-0	0 3 3	1 0	11	2	2	1	0 0	-9
15	Aguibou Balde	11:20	1-3	0-1	2-2	0 0 0	1 1	4	1	0	0	0 0	-1
1	Kanye Wavezwa	17:13	4-8	3-7	0-0	0 0 0	1 0	11	0	0	0	0 0	-16
22	Loudon Chupas	04:23	0-1	0-1	0-0	0 1 1	0 0	0	0	0	0	0 0	-6
Team						0 0 0		0	0				
Totals			20-56	9-30	5-6	4 15 19	13 7	54	9	6	4	0 1	-27

Technical Fouls: NONE

Shooting By Period

1st FG% 8-27 29.6%

3PT% 3-12 25.0%

FT% 2-2 100%

2nd FG% 12-29 41.4%

3PT% 6-18 33.3%

FT% 3-4 75%

GM FG% 20-56 35.7%

3PT% 9-30 30.0%

FT% 5-6 83.3%

Dead Ball Rebounds: 0, 0

UNH AIC

Biggest lead 30 (2nd 7:01) 1 (1st 10:40)

Best Scoring Run 16 (1st 5:14) 7 (1st 10:40)

Lead Changes 2

Times Tied 1

Time with Lead 36:39 00:39

Points from UNH AIC

Turnovers 6 9

Paint 34 20

Second Chance 15 3

Fast Breaks 14 4

Bench 23 26

Period by Period Scoring

1st 2nd TOT

UNH 33 48 81

AIC 21 33 54

New Haven vs. Assumption  
Dec. 6, 2022 • West Haven, CT

Game 7

New Haven vs. Franklin Pierce  
Dec. 3, 2022 • West Haven, CT

Game 6

New Haven vs. Bloomfield  
Dec. 8, 2022 • West Haven, CT

Game 8

# GAME 6: NEW HAVEN AT FRANKLIN PIERCE

## POINTS - REBOUNDS - ASSISTS

Opponent	Date	Score	0	1	2	3	4	5	10	11
			Francis	Bernard	Morese	Hendrick	Lane	Hopson	Perry	Olawoye
at Saint Michael's	11.16.22	74-75	0-0-0	0-0-0	0-0-0	0-0-0	10-5-8	0-0-0	20-9-0	9-5-3
ADELPHI	11.19.22	82-64	3-0-0	0-0-0	0-0-0	2-2-0	15-7-3	0-2-0	13-6-1	18-7-8
at Saint Rose	11.22.22	69-65	0-0-0	0-0-0	0-0-0	0-0-0	16-4-4	2-0-0	22-5-3	5-4-0
at Indiana (Pa.)	11.26.22	60-65	0-0-0	0-0-0	0-0-0	0-0-0	13-3-2	0-0-0	15-3-2	7-4-8
at American Int'l	11.30.22	81-54	0-2-2	0-0-0	2-2-0	12-6-1	14-3-1	6-3-1	14-4-1	8-6-4
FRANKLIN PIERCE	12.03.22									
ASSUMPTION	12.06.22									
BLOOMFIELD	12.08.22									
at Chestnut Hill	12.11.22									
MOLLOY	12.29.22									
LE MOYNE	12.31.22									
at Georgian Court	01.04.23									
at Saint Anselm	01.07.23									
at So New Hampshire	01.10.23									
SO CONNECTICUT	01.14.23									
at Bentley	01.18.23									
PACE	01.21.23									
at Adelphi	01.24.23									
at Franklin Pierce	01.28.23									
SAINT ROSE	02.01.23									
AMERICAN INT'L	02.01.23									
SAINT MICHAEL'S	02.07.23									
at Assumption	02.11.23									
STATEN ISLAND	02.15.23									
at Le Moyne	02.18.23									
SAINT ANSELM	02.21.23									
Opponent	Date	Score	12	13	15	20	21	22	23	34
			Majak	Kellman	McMillan	Gill	Simmon	Edokpayi	Braithwaite	Thomas
at Saint Michael's	11.16.22	74-75	10-7-2	0-0-0	0-0-0	0-0-0	0-0-0	0-3-0	5-3-1	20-3-2
ADELPHI	11.19.22	82-64	8-6-0	0-0-0	0-0-0	0-0-0	0-0-0	0-1-0	4-1-3	19-1-1
at Saint Rose	11.22.22	69-65	6-10-1	0-0-0	0-2-1	0-0-0	0-0-0	0-1-0	3-1-0	15-4-2
at Indiana (Pa.)	11.26.22	60-65	11-11-0	0-0-0	0-0-0	0-0-0	0-0-0	0-0-0	0-1-1	14-5-1
at American Int'l	11.30.22	81-54	6-11-1	0-0-0	2-2-0	0-0-0	0-0-0	0-0-0	1-0-1	16-3-0
FRANKLIN PIERCE	12.03.22									
ASSUMPTION	12.06.22									
BLOOMFIELD	12.08.22									
at Chestnut Hill	12.11.22									
MOLLOY	12.29.22									
LE MOYNE	12.31.22									
at Georgian Court	01.04.23									
at Saint Anselm	01.07.23									
at So New Hampshire	01.10.23									
SO CONNECTICUT	01.14.23									
at Bentley	01.18.23									
PACE	01.21.23									
at Adelphi	01.24.23									
at Franklin Pierce	01.28.23									
SAINT ROSE	02.01.23									
AMERICAN INT'L	02.01.23									
SAINT MICHAEL'S	02.07.23									
at Assumption	02.11.23									
STATEN ISLAND	02.15.23									
at Le Moyne	02.18.23									
SAINT ANSELM	02.21.23									



## OPPONENT GAME-BY-GAME STATISTICS

DATE	OPPONENT	FG-FGA	PCT.	3P-3PA	PCT.	FT-FTA	PCT.	OR-DR-RB	A	TO	BLK	STL	PTS
11/16	New Haven	30-60	.500	5-14	.357	9-12	.750	10-29-39	16	14	4	7	74
	at Saint Michael's	26-59	.441	14-35	.400	9-12	.750	5-21-26	18	10	3	8	75
11/19	NEW HAVEN	33-55	.600	8-18	.444	8-12	.667	1-32-33	16	10	4	7	82
	vs. Adelphi	23-61	.377	12-39	.308	6-10	.600	8-23-31	14	12	0	3	64
11/22	New Haven	29-59	.492	2-10	.105	9-14	.643	7-29-36	10	21	2	8	69
	at Saint Rose	26-70	.371	9-36	.250	4-4	1.000	13-25-38	13	21	3	12	65
11/26	New Haven	22-54	.407	8-23	.348	8-11	.727	9-26-35	14	16	3	5	60
	at Indiana (Pa.)	21-53	.396	4-14	.286	19-20	.950	7-24-31	10	10	5	11	65
11/30	New Haven	29-54	.537	10-23	.435	13-17	.765	11-32-43	12	10	1	3	81
	at American Int'l	20-56	.357	9-30	.300	5-6	.833	4-15-19	9	6	0	4	54
12/3	NEW HAVEN												
	vs. Franklin Pierce												
12/6	NEW HAVEN												
	vs. Assumption												
12/8	NEW HAVEN												
	vs. Bloomfield												
12/11	New Haven												
	at Chestnut Hill												
12/29	NEW HAVEN												
	vs. Molloy												
12/31	NEW HAVEN												
	vs. Le Moyne												
1/4	NEW HAVEN												
	vs. Georgian Court												
1/7	New Haven												
	at Saint Anselm												
1/10	New Haven												
	at So New Hampshire												
1/14	NEW HAVEN												
	vs. So Connecticut												
1/18	New Haven												
	at Bentley												
1/21	NEW HAVEN												
	vs. Pace												
1/24	New Haven												
	at Adelphi												
1/28	New Haven												
	at Franklin Pierce												
2/1	NEW HAVEN												
	vs. Saint Rose												
2/4	NEW HAVEN												
	vs. American Int'l												
2/7	NEW HAVEN												
	vs. Saint Michael's												
2/11	New Haven												
	at Assumption												
2/15	NEW HAVEN												
	vs. Staten Island												
2/18	New Haven												
	at Le Moyne												
2/21	NEW HAVEN												
	vs. Saint Michael's												

2021-22 SEASON STATISTICS

Game Records

Record	Overall	Home	Away	Neutral
ALL GAMES	3-2	1-0	2-2	0-0
CONFERENCE	3-1	1-0	2-1	0-0
NON-CONFERENCE	0-1	0-0	0-1	0-0

Score by Periods

Team	1st	2nd	OT	TOT
New Haven	161	197	8	366
Opponents	147	172	4	323

Team Box Score

No.	Player				Total		3-Point		F-Throw		Rebounds													
		GP-GS	MIN	AVG	FG-FGA	FG%	3FG-3FGA	3FG%	FT-FTA	FT%	OFF	DEF	TOT	AVG	PF	DQ	A	TO	BLK	STL	PTS	AVG		
34	THOMAS, Davontrey	5-5	173:19	34.7	30-59	.508	19-42	.452	5-7	.714	5	11	16	3.2	2	0	6	3	1	2	84	16.8		
10	PERRY, Tyrone	5-5	157:45	31.6	34-72	.472	3-17	.176	13-18	.722	8	19	27	5.4	8	0	6	12	0	7	84	16.8		
4	LANE, Quashawn	5-5	173:11	34.6	28-49	.571	1-6	.167	11-13	.846	1	21	22	4.4	10	0	18	16	2	7	68	13.6		
11	OLAWOYE, Victor	5-5	166:52	33.4	16-36	.444	5-17	.294	10-14	.714	3	23	26	5.2	11	0	23	14	0	9	47	9.4		
12	MAJAK, Majur	5-5	149:37	29.9	19-26	.731	0-1	.000	3-5	.600	7	38	45	9.0	10	0	4	7	10	5	41	8.2		
3	HENDRICK, Justin	4-0	45:20	11.3	5-14	.357	4-9	.444	0-0	.000	0	8	8	2.0	4	0	1	4	0	0	14	3.5		
23	BRAITHWAITE, Sean	5-0	66:35	13.3	5-12	.417	0-2	.000	3-6	.500	2	4	6	1.2	1	0	6	4	1	0	13	2.6		
5	HOPSON, Joshua	4-0	30:35	7.6	4-4	1.000	0-0	.000	0-0	.000	1	4	5	1.3	1	0	1	1	0	0	8	2.0		
0	FRANCIS, Andre	2-0	11:36	5.8	1-1	1.000	1-1	1.000	0-0	.000	1	1	2	1.0	1	0	2	0	0	0	3	1.5		
2	MORSE, Tarese	2-0	09:09	4.6	1-1	1.000	0-0	.000	0-1	.000	1	1	2	1.0	1	0	0	0	0	0	2	1.0		
15	MCMILLAN, Kendall	3-0	20:57	7.0	0-5	.000	0-2	.000	2-2	1.000	1	3	4	1.3	0	0	1	3	0	0	2	0.7		
13	KELLMAN, Christian	1-0	02:57	3.0	0-0	.000	0-0	.000	0-0	.000	0	0	0	0.0	2	0	0	0	0	0	0	0.0		
22	EDOKPAYI, Jason	4-0	17:07	4.3	0-3	.000	0-0	.000	0-0	.000	2	3	5	1.3	4	0	0	2	0	0	0	0.0		
Team											6	12	18				5							
Total		5	1025		143-282	.507	33-97	.340	47-66	.712	38	148	186	37.2	55	0	68	71	14	30	366	73.2		
Opponents		5	1025		116-299	.388	48-154	.312	43-52	.827	37	108	145	29.0	67	1	64	59	11	38	323	64.6		

Team Statistics

	UNH	OPP
Scoring	366	323
Points per game	73.2	64.6
Scoring margin	+8.6	-
Field goals-att	143-282	116-299
Field goal pct	.507	.388
3 point fg-att	33-97	48-154
3-point FG pct	.340	.312
3-pt FG made per game	6.6	9.6
Free throws-att	47-66	43-52
Free throw pct	.712	.827
F-Throws made per game	9.4	8.6
Rebounds	186	145
Rebounds per game	37.2	29.0
Rebounding margin	+8.2	-
Assists	68	64
Assists per game	13.6	12.8
Turnovers	71	59
Turnovers per game	14.2	11.8
Turnover margin	-2.4	-
Assist/turnover ratio	1.0	1.1
Steals	30	38
Steals per game	6.0	7.6
Blocks	14	11
Blocks per game	2.8	2.2
Winning streak	1	-
Home win streak	1	-
Attendance	362	1895
Home games-Avg/Game	1-362	4-474
Neutral site-Avg/Game	-	0-0

Team Results

Date	Opponent		Score	Att.
11/16/2022	at Saint Michael's	L	74-75	549
11/19/2022	Adelphi	W	82-64	362
11/22/2022	at Saint Rose	Wot	69-65	243
11/26/2022	at Indiana (PA)	L	60-65	1103
11/30/2022	at American Int'l	W	81-54	0